

Contact insert - HC-BB46-I-CT-M - 1584761

Please be informed that the data shown in this PDF Document is generated from our Online Catalog. Please find the complete data in the user's documentation. Our General Terms of Use for Downloads are valid (<http://phoenixcontact.com/download>)



HEAVYCON plug insert, series: BB46, 46-pos., crimp connection, with plastic coding profile, can be coded

Why buy this product

- For fast coding with plastic profile (Order No. 1410916, type CP-HC-S)

Key Commercial Data

Packing unit	1 STK
GTIN	
GTIN	4046356149280

Technical data

General

Note	For HC-B24 housing, crimp contacts CK 2,5-ED (crimp contacts not included in scope of supply)
Connection method	Crimp connection
Degree of pollution	3
Overvoltage category	III
Number of positions	46+PE
Insertion/withdrawal cycles	≥ 500
Size	B24
Contact numbering	1 - 46
Conductor cross section	0.5 mm ² ... 4 mm ²
Connection cross section AWG	20 ... 12
Stripping length of the individual wire	7.5 mm
Assembly instructions	- Housing heights of $h \geq 72$ mm are recommended when there is a high number of wires.

Contact insert - HC-BB46-I-CT-M - 1584761

Technical data

General

Connection	Connectors may only be inserted when there is no load/the power is switched off. Contact release by means of CK2,5-EWZ (Order No. 1662722)
------------	--

Ambient conditions

Ambient temperature (operation)	-40 °C ... 125 °C (including heating up of contacts)
---------------------------------	--

Material data

Contact material	Copper alloy
Contact surface material	Ag (alternatively Au)
Contact carrier material	PC
Standards/regulations	PC: Fire protection in rail vehicles - requirement sets R22, R23, and R24 acc. to DIN EN 45545-2 (Risk level HL1 - HL3)

Electrical characteristics

Rated voltage (III/3)	500 V
Rated surge voltage	6 kV
Rated current	16 A

Standards and Regulations

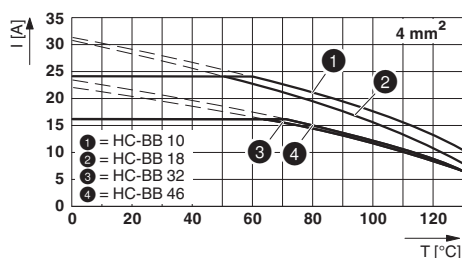
Flammability rating according to UL 94	V0
--	----

Environmental Product Compliance

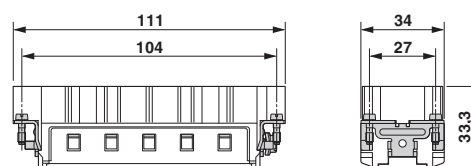
China RoHS	Environmentally friendly use period: unlimited = EFUP-e
	No hazardous substances above threshold values

Drawings

Diagram



Dimensional drawing

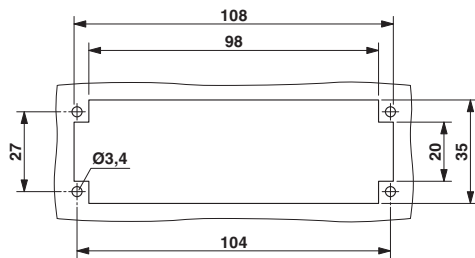


Male insert

Derating diagram (conductor cross section: 4.0 mm²)


Contact insert - HC-BB46-I-CT-M - 1584761

Dimensional drawing



Mounting cutout when used without housing

Schematic diagram



Connector pin assignment: Left pin - right socket

Approvals

Approvals

Approvals

UL Recognized / CSA / GL / EAC

Ex Approvals

Approval details


UL Recognized		http://database.ul.com/cgi-bin/XYV/template/LISEXT/1FRAME/index.htm	FILE E 118976
Nominal voltage UN	600 V		
Nominal current IN	16 A		
mm ² /AWG/kcmil	12		

CSA		http://www.csagroup.org/services-industries/product-listing/	013631_0_000
Nominal voltage UN	600 V		
Nominal current IN	13.5 A		
mm ² /AWG/kcmil	12		

Contact insert - HC-BB46-I-CT-M - 1584761

Approvals

GL		http://exchange.dnv.com/tari/	6196614 HH
----	---	---	------------

EAC			RU C- DE.AI30.B.01102
-----	---	--	--------------------------

Phoenix Contact 2018 © - all rights reserved
<http://www.phoenixcontact.com>

PHOENIX CONTACT GmbH & Co. KG
Flachsmarktstr. 8
32825 Blomberg
Germany
Tel. +49 5235 300
Fax +49 5235 3 41200
<http://www.phoenixcontact.com>