

UT 2,5-HESILED 24 (5X20) - Fuse modular terminal block



1434362

<https://www.phoenixcontact.com/us/products/1434362>

Please be informed that the data shown in this PDF document is generated from our online catalog. Please find the complete data in the user documentation. Our general terms of use for downloads are valid.



Fuse modular terminal block, fuse type: Glass / ceramics / ..., fuse type: G / 5 x 20, nom. voltage: 24 V, nominal current: 6.3 A, connection method: Screw connection, Rated cross section: 2.5 mm², cross section: 0.14 mm²- 4 mm², mounting type: NS 35/7,5, NS 35/15, color: black

Your advantages

- An extremely compact design
- Test pick-off on both sides in the fuse lever
- Tested for railway applications

Commercial data

Item number	1434362
Packing unit	50 pc
Minimum order quantity	50 pc
Sales key	BE01
Product key	BE1134
GTIN	4063151808075
Weight per piece (including packing)	15.05 g
Weight per piece (excluding packing)	15.05 g
Customs tariff number	85369095
Country of origin	CN

UT 2,5-HESILED 24 (5X20) - Fuse modular terminal block



1434362

<https://www.phoenixcontact.com/us/products/1434362>

Technical data

Notes

General

Note	
	The current is determined by the fuse used, the voltage by the fuse or selected light indicator.
	When using fuse terminal blocks in a compound arrangement, the D-UT 2,5/4-TWIN end cover (3047141) must be inserted at each fuse terminal block or a UT 2,5-MTS-EX terminal block (1277636) must be used between each fuse terminal block.
	When using partition plates between the fuse terminal blocks, FBS bridges cannot be used due to the separation.

Product properties

Product type	Fuse terminal block
Product family	UT
Area of application	Railway industry Machine building Plant engineering
Number of connections	2
Number of rows	1
Potentials	1

Insulation characteristics

Overvoltage category	III
Degree of pollution	3

Electrical properties

Fuse type	Glass / ceramics / ...
Rated surge voltage	6 kV
Maximum power dissipation for nominal condition	0.77 W
Fuse	G / 5 x 20
LED voltage range	12 V AC/DC ... 30 V AC/DC
LED current range	0.31 mA ... 0.95 mA
Maximum power dissipation	max. 1.6 W (with single arrangement of the fuse terminal block in the event of overload) max. 1.6 W (With interconnected arrangement of several fuse terminal blocks in the event of overload) max. 4 W (with single arrangement of the fuse terminal block in the event of a short-circuit) max. 2.5 W (With interconnected arrangement of several fuse terminal blocks in the event of a short-circuit)

Input data

LED voltage range	12 V AC/DC ... 30 V AC/DC
-------------------	---------------------------

UT 2,5-HESILED 24 (5X20) - Fuse modular terminal block



1434362

<https://www.phoenixcontact.com/us/products/1434362>

Connection data

Number of connections per level	2
Nominal cross section	2.5 mm ²
Connection method	Screw connection
Screw thread	M3
Tightening torque	0.5 ... 0.6 Nm
Stripping length	9 mm
Internal cylindrical gage	A3 B3
Connection in acc. with standard	IEC 60947-7-3
Conductor cross-section rigid	0.14 mm ² ... 4 mm ²
Cross section AWG	26 ... 12 (converted acc. to IEC)
Conductor cross-section flexible	0.14 mm ² ... 4 mm ²
Conductor cross-section, flexible [AWG]	26 ... 12 (converted acc. to IEC)
Conductor cross-section flexible ultrasound-compressed	0.34 mm ² ... 4 mm ²
Conductor cross-section, flexible [AWG] ultrasound-compressed	22 ... 12 (converted acc. to IEC)
Conductor cross-section flexible (ferrule without plastic sleeve)	0.14 mm ² ... 2.5 mm ²
Flexible conductor cross-section (ferrule with plastic sleeve)	0.14 mm ² ... 2.5 mm ²
2 conductors with same cross section, solid	0.14 mm ² ... 1.5 mm ²
2 conductors with same cross section, flexible	0.14 mm ² ... 1.5 mm ²
2 conductors with same cross section, flexible, with ferrule without plastic sleeve	0.14 mm ² ... 1.5 mm ²
2 conductors with the same cross section, flexible, with TWIN ferrule with plastic sleeve	0.5 mm ² ... 1.5 mm ²
Nominal current	6.3 A
Maximum load current	6.3 A (with 4 mm ² conductor cross-section)
Nominal voltage	24 V
Nominal cross section	2.5 mm ²

Dimensions

Width	6.2 mm
Height	57.8 mm
Depth on NS 35/7,5	75.6 mm
Depth on NS 35/15	83.1 mm

Material specifications

Color	black
Flammability rating according to UL 94	V0
Insulating material group	I
Insulating material	PA
Static insulating material application in cold	-60 °C
Relative insulation material temperature index (Elec., UL 746 B)	130 °C
Fire protection for rail vehicles (DIN EN 45545-2) R22	HL 1 - HL 3
Fire protection for rail vehicles (DIN EN 45545-2) R23	HL 1 - HL 3

UT 2,5-HESILED 24 (5X20) - Fuse modular terminal block



1434362

<https://www.phoenixcontact.com/us/products/1434362>

Fire protection for rail vehicles (DIN EN 45545-2) R24	HL 1 - HL 3
Fire protection for rail vehicles (DIN EN 45545-2) R26	HL 1 - HL 3
Surface flammability NFPA 130 (ASTM E 162)	passed
Specific optical density of smoke NFPA 130 (ASTM E 662)	passed
Smoke gas toxicity NFPA 130 (SMP 800C)	passed

Mechanical properties

Mechanical data

Open side panel	No
-----------------	----

Environmental and real-life conditions

Oscillation/broadband noise

Specification	DIN EN 50155 (VDE 0115-200):2018-05
Spectrum	Long life test category 2, bogie-mounted
Frequency	$f_1 = 5 \text{ Hz}$ to $f_2 = 250 \text{ Hz}$
ASD level	$6.12 \text{ (m/s}^2\text{)}^2\text{/Hz}$
Acceleration	3.12g
Test duration per axis	5 h
Test directions	X-, Y- and Z-axis
Result	Test passed

Shocks

Specification	DIN EN 50155 (VDE 0115-200):2018-05
Pulse shape	Half-sine
Acceleration	30g
Shock duration	18 ms
Number of shocks per direction	3
Test directions	X-, Y- and Z-axis (pos. and neg.)
Result	Test passed

Ambient conditions

Ambient temperature (operation)	-60 °C ... 110 °C (Operating temperature range incl. self-heating; for max. short-term operating temperature, see RTI Elec.)
Ambient temperature (storage/transport)	-25 °C ... 60 °C (for a short time, not exceeding 24 h, -60 °C to +70 °C)
Ambient temperature (assembly)	-5 °C ... 70 °C
Ambient temperature (actuation)	-5 °C ... 70 °C
Permissible humidity (operation)	20 % ... 90 %
Permissible humidity (storage/transport)	30 % ... 70 %

Standards and regulations

Connection in acc. with standard	IEC 60947-7-3
----------------------------------	---------------

Mounting

Mounting type	NS 35/7,5
---------------	-----------

UT 2,5-HESILED 24 (5X20) - Fuse modular terminal block



1434362

<https://www.phoenixcontact.com/us/products/1434362>

NS 35/15

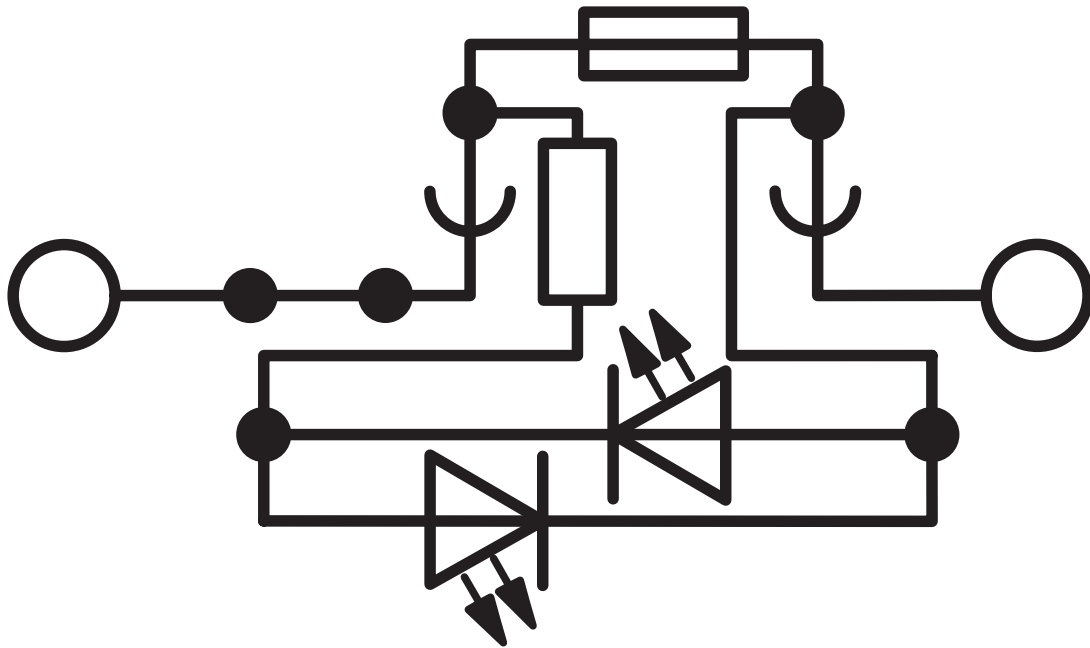
UT 2,5-HESILED 24 (5X20) - Fuse modular terminal block

1434362

<https://www.phoenixcontact.com/us/products/1434362>

Drawings

Circuit diagram



UT 2,5-HESILED 24 (5X20) - Fuse modular terminal block





1434362


<https://www.phoenixcontact.com/us/products/1434362>

Approvals

To download certificates, visit the product detail page: <https://www.phoenixcontact.com/us/products/1434362>

 CSA Approval ID: 13631				
	Nominal voltage U_N	Nominal current I_N	Cross section AWG	Cross section mm^2
B	24 V	10 A	26 - 12	-
C	24 V	10 A	26 - 12	-

 EAC Approval ID: KZ7500651131219505				
---	--	--	--	--

 cULus Recognized Approval ID: E60425				
	Nominal voltage U_N	Nominal current I_N	Cross section AWG	Cross section mm^2
B	24 V	10 A	26 - 12	-
Multi-conductor connection	24 V	10 A	26 - 16	-
C	24 V	10 A	26 - 12	-
Multi-conductor connection	24 V	10 A	26 - 16	-

UT 2,5-HESILED 24 (5X20) - Fuse modular terminal block



1434362

<https://www.phoenixcontact.com/us/products/1434362>

Classifications

ECLASS

ECLASS-13.0	27250113
ECLASS-15.0	27250113

ETIM

ETIM 9.0	EC000899
----------	----------

UNSPSC

UNSPSC 21.0	39121410
-------------	----------

UT 2,5-HESILED 24 (5X20) - Fuse modular terminal block



1434362

<https://www.phoenixcontact.com/us/products/1434362>

Environmental product compliance

EU RoHS

Fulfills EU RoHS substance requirements	Yes
Exemption	6(c)

China RoHS

Environment friendly use period (EFUP)	EFUP-50
	An article-related China RoHS declaration table can be found in the download area for the respective article under "Manufacturer declaration". For all articles with EFUP-E, no China RoHS declaration table issued and required.

EU REACH SVHC

REACH candidate substance (CAS No.)	Lead(CAS: 7439-92-1)
SCIP	03b43885-9b2e-47d8-a5e1-cdac76cc6805

Phoenix Contact 2025 © - all rights reserved

<https://www.phoenixcontact.com>

Phoenix Contact USA
586 Fulling Mill Road
Middletown, PA 17057, United States
(+717) 944-1300
info@phoenixcon.com