

Contact insert - HC-Q02-I-CT-F - 1419895


Please be informed that the data shown in this PDF Document is generated from our Online Catalog. Please find the complete data in the user's documentation. Our General Terms of Use for Downloads are valid (<http://phoenixcontact.com/download>)



Contact insert, number of positions: 2+PE, size: D7, number of connections per position: 1, Socket, Crimp connection, 400 V, 40 A, 1.5 mm² ... 6 mm², application: Power



Key Commercial Data

Packing unit	1 STK
GTIN	 4 055626 256146
GTIN	4055626256146

Technical data

General

Note	For HC-D7 housing, crimp contacts CK 4,0. Crimp contacts not included in scope of supply.
Connection method	Crimp connection
Number of connections per position	1
Degree of pollution	3
Overvoltage category	III
Number of positions	2+PE
Insertion/withdrawal cycles	≥ 500
Size	D7
Contact numbering	1 - 2
Conductor cross section	1.5 mm ² ... 6 mm ²
Connection cross section AWG	16 ... 10
Stripping length of the individual wire	9 mm (1.5 ... 6.0 mm ²) 11 mm (for 10 mm ²)

Ambient conditions

Ambient temperature (operation)	-40 °C ... 125 °C (including heating up of contacts)
---------------------------------	--

Material data

Contact insert - HC-Q02-I-CT-F - 1419895

Technical data

Material data

Contact material	Copper alloy
Contact surface material	Ag
Contact carrier material	PC

Electrical characteristics

Rated voltage (III/3)	400 V
Rated surge voltage	6 kV
Rated current	40 A

Standards and Regulations

Constructional and testing regulations	DIN VDE 0627/86
	DIN VDE 0110/02.79
	DIN VDE 0110-1/04.97
	IEC 60664-1, DIN IEC 60512
	IEC 60352
Flammability rating according to UL 94	V0

Environmental Product Compliance

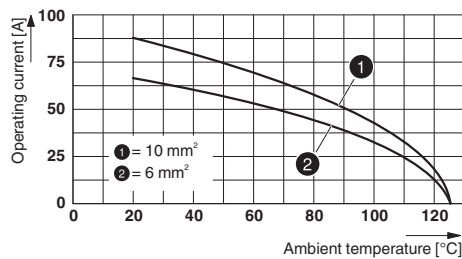
China RoHS	Environmentally Friendly Use Period = 50
	For details about hazardous substances go to tab "Downloads", Category "Manufacturer's declaration"

Drawings

Schematic diagram



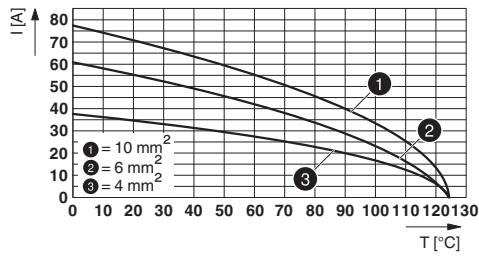
Diagram



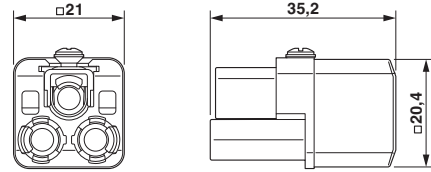
Derating diagram: Series HC-HS2-D7-E...S

Contact insert - HC-Q02-I-CT-F - 1419895

Diagram



Dimensional drawing



Female insert

Approvals

Approvals

Approvals

EAC

Ex Approvals

Approval details

EAC



RU C-
DE.AI30.B.01102

Phoenix Contact 2018 © - all rights reserved
<http://www.phoenixcontact.com>

PHOENIX CONTACT GmbH & Co. KG
Flachsmarktstr. 8
32825 Blomberg
Germany
Tel. +49 5235 300
Fax +49 5235 3 41200
<http://www.phoenixcontact.com>