


Housing - HC-B 6-TMS-100/O1STM25S-STA - 1604146

Please be informed that the data shown in this PDF Document is generated from our Online Catalog. Please find the complete data in the user's documentation. Our General Terms of Use for Downloads are valid (<http://phoenixcontact.com/download>)

HEAVYCON ADVANCE standard powder-coated sleeve housing B6, with screw locking, height 100 mm, with 1xM25 thread, lateral cable outlet

Key Commercial Data

Packing unit	10 STK
GTIN	 4 017918 884055

Technical data

Dimensions

Height	100 mm
Width	57 mm
Length	92 mm
Length of the assembly cutout	52 mm
Width of the assembly cutout	35 mm

Ambient conditions

Degree of protection of housing (IP)	IP66
	IP68 (0.2 bar 24 h)
	IP69K
Degree of protection of housing (NEMA)	4 (NEMA 250)
	4X (NEMA 250)
	6P (NEMA 250)
	12 (NEMA 250)
Ambient temperature (operation)	-40 °C ... 125 °C

General

Note	For contact inserts HC-B6, BB10, DD24, M
Size	B6
Housing type	Sleeve housing
Locking type	Screw locking
Torque	3 Nm (Locking screw)
Fixing screws	M6
No. of cable outlets	1
Cable exit	Lateral
Screw connection	none
Type of the screw connection	1x M25
Housing material	Aluminum die-cast

Housing - HC-B 6-TMS-100/O1STM25S-STA - 1604146

Technical data

General

Housing surface material	Powder-coated, gray
Seal material	NBR
Material lock	Stainless steel
Assembly instructions	In order to guarantee that the ground conductor contact functions even when plugged in at an angle, the two panel mounting flanges must have sufficient electrical contact with the metal mounting panel.
Connection	Tightening torque of locking screw: 3 Nm.

Classifications

eCl@ss

eCl@ss 4.0	272607xx
eCl@ss 4.1	27140816
eCl@ss 5.0	27371205
eCl@ss 5.1	27371205
eCl@ss 6.0	27371205
eCl@ss 7.0	27371205
eCl@ss 8.0	27440202
eCl@ss 9.0	27440202

ETIM

ETIM 2.0	EC000437
ETIM 3.0	EC000437
ETIM 4.0	EC000437
ETIM 5.0	EC000437

UNSPSC

UNSPSC 6.01	31261502
UNSPSC 7.0901	31261502
UNSPSC 11	31261502
UNSPSC 12.01	31261502
UNSPSC 13.2	31261502

Approvals

Approvals

Approvals

EAC

Ex Approvals

Housing - HC-B 6-TMS-100/O1STM25S-STA - 1604146

Approvals

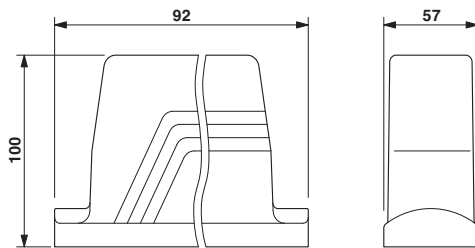
Approvals submitted

Approval details

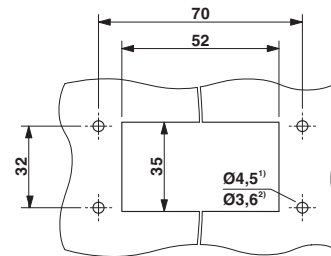
EAC

Drawings

Dimensional drawing



Dimensional drawing



Mounting cutout

¹⁾ when M4 screws are used

²⁾ when self-tapping Torx® screws are used (Torx® 20, M4)

Phoenix Contact 2016 © - all rights reserved
<http://www.phoenixcontact.com>

PHOENIX CONTACT GmbH & Co. KG
Flachmarktstr. 8
32825 Blomberg
Germany
Tel. +49 5235 300
Fax +49 5235 3 41200
<http://www.phoenixcontact.com>