

Housing - HC-B 24-TMB-100/O1STM40S-EEE - 1460376

Please be informed that the data shown in this PDF Document is generated from our Online Catalog. Please find the complete data in the user's documentation. Our General Terms of Use for Downloads are valid (<http://download.phoenixcontact.com>)



HEAVYCON ADVANCE B24 sleeve housing, with bayonet locking (Allen screw), salt water resistant aluminum, height: 100 mm, with 1 x M40 thread, lateral cable outlet, without surface; conductive seal (EMC properties)



Key commercial data

Packing unit	1 pc
Weight per Piece (excluding packing)	470.0 GRM
Custom tariff number	85389099
Country of origin	Germany

Technical data

Dimensions

Height	100 mm
--------	--------

Ambient conditions

Degree of protection of housing (IP)	IP66
	IP68 (0.2 bar/24 h)
	IP69K
Degree of protection of housing (NEMA)	4
	4X
	6P
	12
Ambient temperature (operation)	-40 °C ... 125 °C

General

Note	For contact inserts HC-B24, BB46, D64, DD108, HV10/16, M
Design	B24

Housing - HC-B 24-TMB-100/O1STM40S-EEE - 1460376

Technical data

General

Housing type	Sleeve housings
Locking type	Bayonet locking
Fixing screws	M6
No. of cable exits	1
Cable exit	Lateral
Screw connection	None
Type of the screw connection	1x M40
Housing material	Die-cast aluminum, salt water resistant
Housing surface material	Uncoated
Seal material	NBR, conductive
Material lock	High-grade steel
Connection	If insulating powder coating is present on the control cabinet panel, it should be removed from the profile gasket area in order to ensure optimum shielding.

Classifications

eCl@ss

eCl@ss 4.0	272607xx
eCl@ss 4.1	27260701
eCl@ss 5.0	27143424
eCl@ss 5.1	27143424
eCl@ss 6.0	27143424
eCl@ss 7.0	27440209
eCl@ss 8.0	27440209

ETIM

ETIM 4.0	EC000437
ETIM 5.0	EC000437

UNSPSC

UNSPSC 6.01	31261502
UNSPSC 7.0901	31261502
UNSPSC 11	31261502
UNSPSC 12.01	31261502
UNSPSC 13.2	31261502

Housing - HC-B 24-TMB-100/O1STM40S-EEE - 1460376

Accessories

Accessories

Full screw connection

Cable gland - HC-K-KV-M40(19-28) - 1690655



Plastic screw connection up to 5 bar, thread length: 10 mm, cable diameter: 19 - 28 mm, WAF 46, screw connection: M40

Cable gland - HC-M-KV-M40(19-27) - 1690590



Metal screw connection up to 5 bar, thread length: 8 mm, cable diameter: 19 - 27 mm, WAF 43, screw connection: M40

Cable gland - HC-M-KV-M40(27-34) - 1607729



Metal screw connection up to 5 bar, thread length: 8 mm, cable diameter: 27 ... 34 mm, WAF 50, screw connection: M40

Cable gland - HC-EMV-KV-M40(19-28) - 1690545



EMC screw connection up to 5 bar, thread length: 15 mm, cable diameter: 19.0 - 28.0 mm, WAF 45, screw connection: M40

Panel mounting flange

Housing - HC-B 24-TMB-100/O1STM40S-EEE - 1460376

Accessories

Mounting flange - HC-B-BF - 1604641



Panel mounting flange for HEAVYCON ADVANCE TMB housing with bayonet locking

Mounting flange - HC-B-BF-SET - 1604654



Bayonet mounting flange set, consisting of 2 mounting flanges with 4 self-tapping Torx® head screws and 4 fan-type spacers

Protective cover

Protective covers - HC-B 24-TMB-SD-IP65 - 1690969



HEAVYCON ADVANCE IP65 protective cover B24, with bayonet locking, with retaining cord, diameter of retaining cord eyelet 3 mm

Screwdriver tools

Screwdriver - SF-BIT-HEXB 5-89 - 1208911



Screw bit, hexagonal with ball head, E6.3-1/4" drive, size: Hex 5 x 89 mm, hardened, suitable for holder according to DIN 3126-F 6.3/ISO 1173

Screwdriver - SF-M BH - 1212070



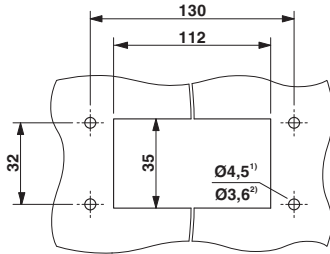
Bit screwdriver, with 1/4" quick-action chuck, handle length 119 mm, 2-component handle, with non-slip grip, suitable for bits according to DIN 3126-C 6.3 and E 6.3/ISO 1173, magnetic

Housing - HC-B 24-TMB-100/O1STM40S-EEE - 1460376

Accessories

Drawings

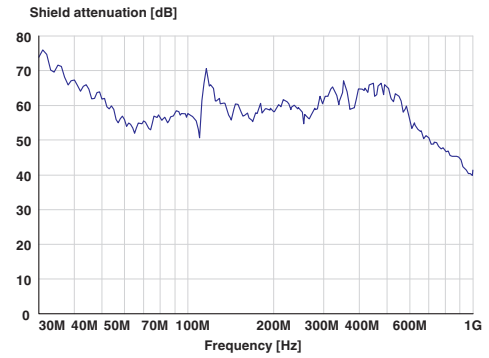
Dimensioned drawing



Panel cutout

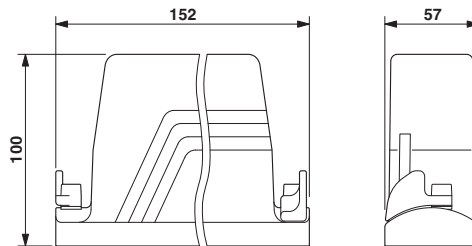
²) When self-tapping screws are used (Torx® 20, M4)

Diagram



Shield attenuation

Dimensioned drawing



Dimensional drawing