

## Marshalling panel - PTRV 8 BU/RDWH - 3270135

Please be informed that the data shown in this PDF Document is generated from our Online Catalog. Please find the complete data in the user's documentation. Our General Terms of Use for Downloads are valid (<http://phoenixcontact.com/download>)



Marshalling panel, Nom. voltage: 250 V, Nominal current: 8 A, Cross section: 0.14 mm<sup>2</sup> - 2.5 mm<sup>2</sup>, AWG: 14 - 26, Connection method: Push-in connection, Number of positions: 2, Number of connections: 32, Width: 8.3 mm, Length: 100 mm, Color: blue, Color of connection elements: red, white, Assembly: NS 35/7,5, NS 35/15

### Why buy this product

- ✓ Blue design for use in EXi areas
- ✓ High contact quality thanks to push-in technology as a replacement for Wire-Wrap®, TERMI-POINT®, etc.
- ✓ Individual color assignment of cable and terminal point to ensure error-free, safe operation
- ✓ Tool-free wiring in a confined space thanks to compact size
- ✓ The 2.3 mm test connection enables testing between the conductors with test pins commonly used in the industry

RoHS

### Key Commercial Data

Packing unit	1 STK
Minimum order quantity	10 STK
GTIN	 4 055626 046693
GTIN	4055626046693
Weight per Piece (excluding packing)	38.000 g
Custom tariff number	85369010
Country of origin	Poland

### Technical data

#### General

Number of positions	2
Number of levels	8
Number of connections	32
Potentials	8

# Marshalling panel - PTRV 8 BU/RDWH - 3270135

## Technical data

### General

Nominal cross section	1.5 mm <sup>2</sup>
Color	blue
Color of connection elements	red (4x top) white (4x bottom)
Insulating material	PA
Flammability rating according to UL 94	V0
Rated surge voltage	4 kV
Overvoltage category	III
Insulating material group	I
Maximum power dissipation for nominal condition	0.56 W (the value is multiplied when connecting multiple levels)
Maximum load current	8 A (with 1.5 mm <sup>2</sup> conductor cross section)
Nominal current I <sub>N</sub>	8 A
Nominal voltage U <sub>N</sub>	250 V
Open side panel	Yes
Relative insulation material temperature index (Elec., UL 746 B)	130 °C
Temperature index of insulation material (DIN EN 60216-1 (VDE 0304-21))	130 °C
Static insulating material application in cold	-60 °C
Behavior in fire for rail vehicles (DIN 5510-2)	Test passed
Flame test method (DIN EN 60695-11-10)	V0
Oxygen index (DIN EN ISO 4589-2)	>32 %
NF F16-101, NF F10-102 Class I	2
NF F16-101, NF F10-102 Class F	2
Surface flammability NFPA 130 (ASTM E 162)	passed
Specific optical density of smoke NFPA 130 (ASTM E 662)	passed
Smoke gas toxicity NFPA 130 (SMP 800C)	passed
Calorimetric heat release NFPA 130 (ASTM E 1354)	28 MJ/kg
Fire protection for rail vehicles (DIN EN 45545-2) R22	HL 1 - HL 3
Fire protection for rail vehicles (DIN EN 45545-2) R23	HL 1 - HL 3
Fire protection for rail vehicles (DIN EN 45545-2) R24	HL 1 - HL 3
Fire protection for rail vehicles (DIN EN 45545-2) R26	HL 1 - HL 3

### Dimensions

Width	8.3 mm
Length	100 mm
Height NS 35/7,5	87.5 mm
Height NS 35/15	95 mm

### Connection data

# Marshalling panel - PTRV 8 BU/RDWH - 3270135

## Technical data

### Connection data

Connection method	Push-in connection
Connection in acc. with standard	IEC 60947-7-1
Conductor cross section solid min.	0.14 mm <sup>2</sup>
Conductor cross section solid max.	2.5 mm <sup>2</sup>
Conductor cross section AWG min.	26
Conductor cross section AWG max.	14
Conductor cross section flexible min.	0.14 mm <sup>2</sup>
Conductor cross section flexible max.	1.5 mm <sup>2</sup>
Min. AWG conductor cross section, flexible	26
Max. AWG conductor cross section, flexible	14
Conductor cross section flexible, with ferrule without plastic sleeve min.	0.14 mm <sup>2</sup>
Conductor cross section flexible, with ferrule without plastic sleeve max.	1.5 mm <sup>2</sup>
Conductor cross section flexible, with ferrule with plastic sleeve min.	0.14 mm <sup>2</sup>
Conductor cross section flexible, with ferrule with plastic sleeve max.	1.5 mm <sup>2</sup>
Stripping length	8 mm ... 10 mm

### Standards and Regulations

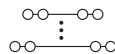
Connection in acc. with standard	IEC 60947-7-1
Flammability rating according to UL 94	V0

### Environmental Product Compliance

China RoHS	Environmentally friendly use period: unlimited = EFUP-e
	No hazardous substances above threshold values

## Drawings

### Circuit diagram



## Classifications

### eCl@ss

eCl@ss 4.0	27141121
eCl@ss 4.1	27141121
eCl@ss 5.0	27141120
eCl@ss 5.1	27141120
eCl@ss 6.0	27141120
eCl@ss 7.0	27141120

# Marshalling panel - PTRV 8 BU/RDWH - 3270135

## Classifications

### eCl@ss

eCl@ss 8.0	27141120
eCl@ss 9.0	27141120

### ETIM

ETIM 3.0	EC000897
ETIM 4.0	EC000897
ETIM 5.0	EC000897
ETIM 6.0	EC000897

### UNSPSC

UNSPSC 6.01	30211811
UNSPSC 7.0901	39121410
UNSPSC 11	39121410
UNSPSC 12.01	39121410
UNSPSC 13.2	39121410

## Approvals


### Approvals

#### Approvals

UL Recognized / cUL Recognized / CSA / DNV GL / cULus Recognized


#### Ex Approvals

## Approval details

UL Recognized		<a href="http://database.ul.com/cgi-bin/XYV/template/LISEXT/1FRAME/index.htm">http://database.ul.com/cgi-bin/XYV/template/LISEXT/1FRAME/index.htm</a>	FILE E 60425
		D	
mm <sup>2</sup> /AWG/kcmil		26-14	
Nominal current I <sub>N</sub>		10 A	
Nominal voltage U <sub>N</sub>		300 V	

# Marshalling panel - PTRV 8 BU/RDWH - 3270135

## Approvals

cUL Recognized		<a href="http://database.ul.com/cgi-bin/XYV/template/LISEXT/1FRAME/index.htm">http://database.ul.com/cgi-bin/XYV/template/LISEXT/1FRAME/index.htm</a>	FILE E 60425
		D	
mm <sup>2</sup> /AWG/kcmil		26-14	
Nominal current IN		10 A	
Nominal voltage UN		300 V	

CSA		<a href="http://www.csagroup.org/services/testing-and-certification/certified-product-listing/">http://www.csagroup.org/services/testing-and-certification/certified-product-listing/</a>	13631
		B	D
mm <sup>2</sup> /AWG/kcmil		26-14	26-14
Nominal current IN		10 A	10 A
Nominal voltage UN		300 V	300 V

DNV GL	<a href="http://exchange.dnv.com/tari/">http://exchange.dnv.com/tari/</a>	TAE000016Y
--------	---	------------

cULus Recognized		<a href="http://database.ul.com/cgi-bin/XYV/template/LISEXT/1FRAME/index.htm">http://database.ul.com/cgi-bin/XYV/template/LISEXT/1FRAME/index.htm</a>
------------------	---	---

## Accessories

### Accessories

#### DIN rail

DIN rail perforated - NS 35/ 7,5 PERF 2000MM - 0801733

DIN rail, material: steel galvanized and passivated with a thick layer, perforated, height 7.5 mm, width 35 mm, length: 2000 mm

DIN rail, unperforated - NS 35/ 7,5 UNPERF 2000MM - 0801681

DIN rail, material: Steel, unperforated, height 7.5 mm, width 35 mm, length: 2 m

## Marshalling panel - PTRV 8 BU/RDWH - 3270135

### Accessories

DIN rail perforated - NS 35/ 7,5 WH PERF 2000MM - 1204119



DIN rail 35 mm (NS 35)

---

DIN rail - NS 35/ 7,5 WH UNPERF 2000MM - 1204122



DIN rail 35 mm (NS 35)

---

DIN rail, unperforated - NS 35/ 7,5 AL UNPERF 2000MM - 0801704

DIN rail, unperforated, Width: 35 mm, Height: 7.5 mm, Length: 2000 mm, Color: silver

---

DIN rail perforated - NS 35/ 7,5 ZN PERF 2000MM - 1206421



DIN rail, material: Galvanized, perforated, height 7.5 mm, width 35 mm, length: 2 m

---

DIN rail, unperforated - NS 35/ 7,5 ZN UNPERF 2000MM - 1206434



DIN rail, material: Galvanized, unperforated, height 7.5 mm, width 35 mm, length: 2 m

---

## Marshalling panel - PTRV 8 BU/RDWH - 3270135

### Accessories

DIN rail, unperforated - NS 35/ 7,5 CU UNPERF 2000MM - 0801762



DIN rail, material: Copper, unperforated, height 7.5 mm, width 35 mm, length: 2 m

---

End cap - NS 35/ 7,5 CAP - 1206560



DIN rail end piece, for DIN rail NS 35/7.5

---

### Documentation

Mounting material - PT-IL - 3208090



Operating decal for the push-in Technology

---

### End block

End clamp - CLIPFIX 35 - 3022218



Quick mounting end clamp for NS 35/7,5 DIN rail or NS 35/15 DIN rail, with marking option, width: 9.5 mm, color: gray

---

End clamp - CLIPFIX 35-5 - 3022276



Quick mounting end clamp for NS 35/7,5 DIN rail or NS 35/15 DIN rail, with marking option, with parking option for FBS...5, FBS...6, KSS 5, KSS 6, width: 5.15 mm, color: gray

## Marshalling panel - PTRV 8 BU/RDWH - 3270135

### Accessories

---

End clamp - E/NS 35 N - 0800886



End clamp, width: 9.5 mm, color: gray

---

End clamp - E/UK - 1201442



End clamp, Width: 9.5 mm, Height: 35.3 mm, Length: 50.5 mm, Color: gray

---

End clamp - E/UK 1 - 1201413



End clamps, for supporting the ends of double-level and three-level terminal blocks, width: 10 mm, color: gray

---

End cover

End cover - D-PTRV 8 WH - 3270154



End cover, Length: 100 mm, Width: 3.8 mm, Height: 80.8 mm, Color: white

---

End cover - D-PTRV 8 WH 1-8 - 3270155



End cover, Length: 100 mm, Width: 2.2 mm, Height: 80.8 mm, Color: white

---

## Marshalling panel - PTRV 8 BU/RDWH - 3270135

### Accessories

End cover - D-PTRV 8 WH 1-8 LGS - 3270240



End cover, Length: 100 mm, Width: 2.2 mm, Height: 80.8 mm, Color: white

---

End cover - D-PTRV 8 WH 8-1 - 3270242



End cover, Length: 100 mm, Width: 2.2 mm, Height: 80.8 mm, Color: white

---

End cover - D-PTRV 8 WH 8-1 LGS - 3270244



End cover, Length: 100 mm, Width: 2.2 mm, Height: 80.8 mm, Color: white

---

End cover - D-PTRV 8 WH 1-16 - 3270228



End cover, Length: 100 mm, Width: 2.2 mm, Height: 80.8 mm, Color: white

---

End cover - D-PTRV 8 WH 1-16 LGS - 3270229



End cover, Length: 100 mm, Width: 2.2 mm, Height: 80.8 mm, Color: white

---

## Marshalling panel - PTRV 8 BU/RDWH - 3270135

### Accessories

End cover - D-PTRV 8 WH 9-16 - 3270211



End cover, Length: 100 mm, Width: 2.2 mm, Height: 80.8 mm, Color: white

---

End cover - D-PTRV 8 WH 9-16 LGS - 3270212



End cover, Length: 100 mm, Width: 2.2 mm, Height: 80.8 mm, Color: white

---

End cover - D-PTRV 8 WH 17-24 - 3270213



End cover, Length: 100 mm, Width: 2.2 mm, Height: 80.8 mm, Color: white

---

End cover - D-PTRV 8 WH 17-24 LGS - 3270214



End cover, Length: 100 mm, Width: 2.2 mm, Height: 80.8 mm, Color: white

---

End cover - D-PTRV 8 WH 25-32 - 3270215



End cover, Length: 100 mm, Width: 2.2 mm, Height: 80.8 mm, Color: white

---

## Marshalling panel - PTRV 8 BU/RDWH - 3270135

### Accessories

End cover - D-PTRV 8 WH 25-32 LGS - 3270216



End cover, Length: 100 mm, Width: 2.2 mm, Height: 80.8 mm, Color: white

---

End cover - D-PTRV 8 WH A-H - 3270156



End cover, Length: 100 mm, Width: 2.2 mm, Height: 80.8 mm, Color: white

---

End cover - D-PTRV 8 WH A-H LGS - 3270241



End cover, Length: 100 mm, Width: 2.2 mm, Height: 80.8 mm, Color: white

---

End cover - D-PTRV 8 WH H-A - 3270243



End cover, Length: 100 mm, Width: 2.2 mm, Height: 80.8 mm, Color: white

---

End cover - D-PTRV 8 WH H-A LGS - 3270245



End cover, Length: 100 mm, Width: 2.2 mm, Height: 80.8 mm, Color: white

---

### Insulating sleeve

## Marshalling panel - PTRV 8 BU/RDWH - 3270135

### Accessories

Insulating sleeve - MPS-IH WH - 0201663



Insulating sleeve, Color: white

---

Insulating sleeve - MPS-IH RD - 0201676



Insulating sleeve, Color: red

---

Insulating sleeve - MPS-IH BU - 0201689



Insulating sleeve, Color: blue

---

Insulating sleeve - MPS-IH YE - 0201692



Insulating sleeve, Color: yellow

---

Insulating sleeve - MPS-IH GN - 0201702



Insulating sleeve, Color: green

---

## Marshalling panel - PTRV 8 BU/RDWH - 3270135

### Accessories

Insulating sleeve - MPS-IH GY - 0201728



Insulating sleeve, Color: gray

Insulating sleeve - MPS-IH BK - 0201731



Insulating sleeve, Color: black

### Labeled terminal marker

Zack marker strip - ZB 8,3,LGS:FORTL.ZAHLEN - 0803480



Zack marker strip, Strip, white, labeled, can be labeled with: CMS-P1-PLOTTER, Mounting type: Snap into tall marker groove, Lettering field: 10.5 x 8.3 mm

Zack marker strip - ZB 8,3,QR:FORTL.ZAHLEN - 0803479



Zack marker strip, Strip, white, labeled, can be labeled with: CMS-P1-PLOTTER, Mounting type: Snap into tall marker groove, Lettering field: 10.5 x 8.3 mm

Zack marker strip - ZB 8,3 CUS - 8191573



Zack marker strip, Strip, white, labeled according to customer specifications, Mounting type: Snap into tall marker groove, for terminal block width: 8.3 mm, Lettering field: 10.5 x 8.3 mm

## Marshalling panel - PTRV 8 BU/RDWH - 3270135

### Accessories

Marker for terminal blocks - TM-PTRV 8,QR:1-8 - 0803468



Marker for terminal blocks, white, labeled, Mounting type: snapped, Lettering field: 2,4x 9,2 mm

---

Marker for terminal blocks - TM-PTRV 8,QR:8-1 - 0803470



Marker for terminal blocks, white, labeled, Mounting type: snapped, Lettering field: 2,4x 9,2 mm

---

Marker for terminal blocks - TM-PTRV 8,QR:A-H - 0803471



Marker for terminal blocks, white, labeled, Mounting type: snapped, Lettering field: 2,4x 9,2 mm

---

Marker for terminal blocks - TM-PTRV 8,QR:H-A - 0803473



Marker for terminal blocks, white, labeled, Mounting type: snapped, Lettering field: 2,4x 9,2 mm

---

### Mounting material

Retaining bracket - CDC-PTRV - 3270167



Retaining bracket, via four PTRV single modules, Pitch: 8.3 mm, Width: 35.6 mm, Height: 71.5 mm, Color: gray

---

## Marshalling panel - PTRV 8 BU/RDWH - 3270135

### Accessories

#### Partition plate

Spacer plate - DP-PTRV 8 - 3270166



Spacer plate, Length: 100 mm, Width: 8.3 mm, Height: 86 mm, Color: gray

---

#### Screwdriver tools

Screwdriver - SZF 0-0,4X2,5 - 1204504



Actuation tool, for ST terminal blocks, also suitable for use as a bladed screwdriver, size: 0.4 x 2.5 x 75 mm, 2-component grip, with non-slip grip

---

Screwdriver - ST-BW 0 - 1200135



Actuation tool, for all 1.5 mm<sup>2</sup> spring cages from PT 1,5/S and FT 1,5/S

---

#### Terminal marking

Zack marker strip - ZB 8,3:UNBEDRUCKT - 0803444



Zack marker strip, Strip, white, unlabeled, can be labeled with: CMS-P1-PLOTTER, PLOTMARK, Mounting type: Snap into tall marker groove, Lettering field: 10.5 x 8.3 mm

---

#### Test plug terminal block

## Marshalling panel - PTRV 8 BU/RDWH - 3270135

### Accessories

Reducing plug - RPS - 0201647



Reducing plug, Color: gray

---

Test plugs - MPS-MT - 0201744



Test plugs, with solder connection up to 1 mm<sup>2</sup> conductor cross section, Color: silver

---

---