

## High-current terminal block - PTPOWER 95-FE - 3260139

Please be informed that the data shown in this PDF Document is generated from our Online Catalog. Please find the complete data in the user's documentation. Our General Terms of Use for Downloads are valid (<http://phoenixcontact.com/download>)



High-current terminal block, nom. voltage: 1500 V, nominal current: 232 A, connection method: Power-Turn connection, number of connections: 2, cross section: 25 mm<sup>2</sup> - 95 mm<sup>2</sup>, AWG: 4 - 4/0, width: 25 mm, height: 99.8 mm, color: black/yellow, mounting type: NS 35/15

### Why buy this product

- Quick and easy connection is now also possible for large conductors with the high-current terminal block
- The Push-in connection terminal blocks are characterized by the system features of the CLIPLINE complete system and by easy and tool-free wiring of conductors with ferrules or solid conductors
- The compact design enables wiring in a confined space
- In addition to using the existing test connection, pick-off terminal blocks can be connected, each of which can also accommodate two test cables
- Tested for railway applications



### Key Commercial Data

|                                      |   |
|--------------------------------------|---|
| Packing unit                         | 1 STK   |
| Minimum order quantity               | 3 STK   |
| GTIN                                 | <br>4 046356 779050 |
| GTIN                                 | 4046356779050   |
| Weight per Piece (excluding packing) | 200.000 g   |
| Custom tariff number                 | 85369010  |
| Country of origin                    | Poland  |

### Technical data

#### General

|                       |   |
|-----------------------|---|
| Number of levels      | 1 |
| Number of connections | 2 |
| Potentials            | 1 |

# High-current terminal block - PTPOWER 95-FE - 3260139

## Technical data

### General

|   |   |
|---|---|
| Nominal cross section   | 95 mm <sup>2</sup>                                      |
| Color   | black/yellow  |
| Insulating material   | PA  |
| Flammability rating according to UL 94  | V0  |
| Area of application   | Railway industry  |
|   | Machine building  |
|   | Plant engineering                                       |
| Rated surge voltage   | 8 kV  |
| Degree of pollution   | 3   |
| Overvoltage category  | III   |
| Insulating material group   | I   |
| Maximum power dissipation for nominal condition   | 7.54 W  |
| Maximum load current  | 232 A (with 95 mm <sup>2</sup> conductor cross section) |
| Nominal current I <sub>N</sub>  | 232 A   |
| Nominal voltage U <sub>N</sub>  | 1500 V DC   |
|   | 1000 V AC   |
| Open side panel   | No  |
| Shock protection test specification   | DIN EN 50274 (VDE 0660-514):2002-11                     |
| Back of the hand protection   | guaranteed  |
| Finger protection   | guaranteed  |
| Result of surge voltage test  | Test passed   |
| Surge voltage test setpoint   | 9.8 kV  |
| Result of power-frequency withstand voltage test  | Test passed   |
| Result of the test for mechanical stability of terminal points (5 x conductor connection) | Test passed   |
| Result of bending test  | Test passed   |
| Bending test rotation speed   | 10 rpm  |
| Bending test turns  | 135   |
| Bending test conductor cross section/weight   | 25 mm <sup>2</sup> / 4.5 kg                             |
|   | 95 mm <sup>2</sup> /14 kg                               |
| Tensile test result   | Test passed   |
| Conductor cross section tensile test  | 25 mm <sup>2</sup>                                      |
| Tractive force setpoint   | 135 N   |
| Conductor cross section tensile test  | 95 mm <sup>2</sup>                                      |
| Tractive force setpoint   | 351 N   |
| Result of tight fit on support  | Test passed   |
| Setpoint  | 15 N  |

# High-current terminal block - PTPOWER 95-FE - 3260139

## Technical data

### General

|   |  |
|---|--|
| Result of voltage-drop test   | Test passed                                      |
| Requirements, voltage drop  | ≤ 3.2 mV   |
| Result of temperature-rise test   | Test passed                                      |
| Short circuit stability result  | Test passed                                      |
| Conductor cross section short circuit testing                           | 95 mm <sup>2</sup>                               |
| Short-time current  | 11.4 kA  |
| Result of thermal test  | Test passed                                      |
| Ageing test for screwless modular terminal block temperature cycles     | 192  |
| Proof of thermal characteristics (needle flame) effective duration      | 30 s   |
| Result of aging test  | Test passed                                      |
| Oscillation, broadband noise test result                                | Test passed                                      |
| Test specification, oscillation, broadband noise                        | DIN EN 50155 (VDE 0115-200):2008-03              |
| Test spectrum   | Service life test category 2, bogie-mounted      |
| Test frequency  | f <sub>1</sub> = 5 Hz to f <sub>2</sub> = 250 Hz |
| ASD level   | 6.12 (m/s <sup>2</sup> ) <sup>2</sup> /Hz        |
| Acceleration  | 3.12 g   |
| Test duration per axis  | 5 h  |
| Test directions   | X-, Y- and Z-axis                                |
| Shock test result   | Test passed                                      |
| Test specification, shock test  | DIN EN 50155 (VDE 0115-200):2008-03              |
| Shock form  | Half-sine  |
| Acceleration  | 30g  |
| Shock duration  | 18 ms  |
| Number of shocks per direction  | 3  |
| Test directions   | X-, Y- and Z-axis (pos. and neg.)                |
| Relative insulation material temperature index (Elec., UL 746 B)        | 130 °C   |
| Temperature index of insulation material (DIN EN 60216-1 (VDE 0304-21)) | 130 °C   |
| Static insulating material application in cold                          | -60 °C   |
| Behavior in fire for rail vehicles (DIN 5510-2)                         | Test passed                                      |
| Flame test method (DIN EN 60695-11-10)                                  | V0   |
| Oxygen index (DIN EN ISO 4589-2)  | >32 %  |
| NF F16-101, NF F10-102 Class I  | 2  |
| NF F16-101, NF F10-102 Class F  | 2  |
| Surface flammability NFPA 130 (ASTM E 162)                              | passed   |
| Specific optical density of smoke NFPA 130 (ASTM E 662)                 | passed   |
| Smoke gas toxicity NFPA 130 (SMP 800C)                                  | passed   |
| Calorimetric heat release NFPA 130 (ASTM E 1354)                        | 28 MJ/kg   |

# High-current terminal block - PTPOWER 95-FE - 3260139

## Technical data

### General

|  |             |
|--|-------------|
| Fire protection for rail vehicles (DIN EN 45545-2) R22 | HL 1 - HL 3 |
| Fire protection for rail vehicles (DIN EN 45545-2) R23 | HL 1 - HL 3 |
| Fire protection for rail vehicles (DIN EN 45545-2) R24 | HL 1 - HL 3 |
| Fire protection for rail vehicles (DIN EN 45545-2) R26 | HL 1 - HL 3 |

### Dimensions

|                 |          |
|-----------------|----------|
| Width           | 25 mm    |
| Length          | 105.5 mm |
| Height          | 99.8 mm  |
| Height NS 35/15 | 108.7 mm |

### Connection data

|  |                       |
|--|-----------------------|
| Connection method  | Power-Turn connection |
| Connection in acc. with standard   | IEC 60947-7-1         |
| Conductor cross section solid min.   | 25 mm <sup>2</sup>    |
| Conductor cross section solid max.   | 95 mm <sup>2</sup>    |
| Conductor cross section AWG min.   | 4                     |
| Conductor cross section AWG max.   | 4/0                   |
| Conductor cross section flexible min.                                      | 25 mm <sup>2</sup>    |
| Conductor cross section flexible max.                                      | 95 mm <sup>2</sup>    |
| Min. AWG conductor cross section, flexible                                 | 4                     |
| Max. AWG conductor cross section, flexible                                 | 4/0                   |
| Conductor cross section flexible, with ferrule without plastic sleeve min. | 25 mm <sup>2</sup>    |
| Conductor cross section flexible, with ferrule without plastic sleeve max. | 95 mm <sup>2</sup>    |
| Conductor cross section flexible, with ferrule with plastic sleeve min.    | 25 mm <sup>2</sup>    |
| Conductor cross section flexible, with ferrule with plastic sleeve max.    | 95 mm <sup>2</sup>    |
| Cross section with insertion bridge, solid max.                            | 95 mm <sup>2</sup>    |
| Cross section with insertion bridge, stranded max.                         | 70 mm <sup>2</sup>    |
| Stripping length   | 40 mm                 |

### Standards and Regulations

|  |   |
|--|---|
| Connection in acc. with standard                       | IEC 60947-7-1                                   |
| Flammability rating according to UL 94                 | V0  |
| Fire protection for rail vehicles (DIN EN 45545-2) R22 | HL 1 - HL 3 HL 1 - HL 3 HL 1 - HL 3 HL 1 - HL 3 |
| Fire protection for rail vehicles (DIN EN 45545-2) R23 | HL 1 - HL 3 HL 1 - HL 3 HL 1 - HL 3 HL 1 - HL 3 |
| Fire protection for rail vehicles (DIN EN 45545-2) R24 | HL 1 - HL 3 HL 1 - HL 3 HL 1 - HL 3 HL 1 - HL 3 |
| Fire protection for rail vehicles (DIN EN 45545-2) R26 | HL 1 - HL 3 HL 1 - HL 3 HL 1 - HL 3 HL 1 - HL 3 |

### Environmental Product Compliance

# High-current terminal block - PTPOWER 95-FE - 3260139

## Technical data

### Environmental Product Compliance

|            |   |
|------------|---|
| China RoHS | Environmentally friendly use period: unlimited = EFUP-e |
|            | No hazardous substances above threshold values          |

## Drawings

### Circuit diagram



## Classifications

### eCl@ss

|            |          |
|------------|----------|
| eCl@ss 4.0 | 27141120 |
| eCl@ss 4.1 | 27141120 |
| eCl@ss 5.0 | 27141120 |
| eCl@ss 5.1 | 27141120 |
| eCl@ss 6.0 | 27141120 |
| eCl@ss 7.0 | 27141120 |
| eCl@ss 8.0 | 27141120 |
| eCl@ss 9.0 | 27141120 |

### ETIM

|          |          |
|----------|----------|
| ETIM 3.0 | EC000897 |
| ETIM 4.0 | EC000897 |
| ETIM 5.0 | EC000897 |
| ETIM 6.0 | EC000897 |

### UNSPSC

|               |          |
|---------------|----------|
| UNSPSC 6.01   | 30211811 |
| UNSPSC 7.0901 | 39121410 |
| UNSPSC 11     | 39121410 |
| UNSPSC 12.01  | 39121410 |
| UNSPSC 13.2   | 39121410 |

## Approvals

### Approvals

---

# High-current terminal block - PTPOWER 95-FE - 3260139

## Approvals


### Approvals


UL Recognized / cUL Recognized / EAC / CSA / LR / BV / DNV GL / EAC / cULus Recognized

### Ex Approvals


IECEX / ATEX


### Approval details

|               |   |   |              |
|---------------|---|---|--------------|
| UL Recognized |  | <a href="http://database.ul.com/cgi-bin/XYV/template/LISEXT/1FRAME/index.htm">http://database.ul.com/cgi-bin/XYV/template/LISEXT/1FRAME/index.htm</a> | FILE E 60425 |
|---------------|---|---|--------------|

|                            |   |   |              |
|----------------------------|---|---|--------------|
| cUL Recognized             |  | <a href="http://database.ul.com/cgi-bin/XYV/template/LISEXT/1FRAME/index.htm">http://database.ul.com/cgi-bin/XYV/template/LISEXT/1FRAME/index.htm</a> | FILE E 60425 |
|                            |   | C   |              |
| mm <sup>2</sup> /AWG/kcmil |   | 4-4/0   |              |
| Nominal current IN         |   | 230 A   |              |
| Nominal voltage UN         |   | 1000 V  |              |

|     |   |  |                     |
|-----|---|--|---------------------|
| EAC |  |  | 7500651.22.01.00246 |
|-----|---|--|---------------------|

|                            |   |   |       |
|----------------------------|---|---|-------|
| CSA                        |  | <a href="http://www.csagroup.org/services-industries/product-listing/">http://www.csagroup.org/services-industries/product-listing/</a> | 13631 |
|                            | B   | C   |       |
| mm <sup>2</sup> /AWG/kcmil | 4-4/0   | 4-4/0   |       |
| Nominal current IN         | 230 A   | 230 A   |       |
| Nominal voltage UN         | 600 V   | 1000 V  |       |

|    |   |   |          |
|----|---|---|----------|
| LR |  | <a href="http://www.lr.org/en">http://www.lr.org/en</a> | 15/20030 |
|----|---|---|----------|

## High-current terminal block - PTPOWER 95-FE - 3260139

### Approvals

|    |  |   |             |
|----|--|---|-------------|
| BV |  | <a href="http://www.veristar.com/portal/veristarinfo/generalinfo/approved/approvedProducts/equipmentAndMaterials">http://www.veristar.com/portal/veristarinfo/generalinfo/approved/approvedProducts/equipmentAndMaterials</a> | 40933/A1 BV |
|----|--|---|-------------|

|        |  |   |            |
|--------|--|---|------------|
| DNV GL |  | <a href="http://exchange.dnv.com/tari/">http://exchange.dnv.com/tari/</a> | TAE00000Z9 |
|--------|--|---|------------|

|     |  |  |                          |
|-----|--|--|--------------------------|
| EAC |  |  | RU C-<br>DE.A*30.B.01742 |
|-----|--|--|--------------------------|

|                  |  |   |  |
|------------------|--|---|--|
| cULus Recognized |  | <a href="http://database.ul.com/cgi-bin/XYV/template/LISEXT/1FRAME/index.htm">http://database.ul.com/cgi-bin/XYV/template/LISEXT/1FRAME/index.htm</a> |  |
|------------------|--|---|--|

### Accessories

#### Accessories

#### Connector

##### Ferrule - A 25 -40 - 3241238



Ferrule, sleeve length: 40 mm, length: 40 mm, color: silver

##### Ferrule - A 35 -40 - 3241239



Ferrule, sleeve length: 40 mm, length: 40 mm, color: silver

##### Ferrule - A 50 -40 - 3241240



Ferrule, sleeve length: 40 mm, length: 40 mm, color: silver

## High-current terminal block - PTPOWER 95-FE - 3260139

### Accessories

---

#### Ferrule - A 70 -40 - 3241241



Ferrule, sleeve length: 40 mm, length: 40 mm, color: silver

---

#### Ferrule - A 95 -40 - 3241242



Ferrule, sleeve length: 40 mm, length: 40 mm, color: silver

---

### Crimping tool

#### Crimping pliers - CRIMPFOX 25R - 1212039



Crimping pliers, for ferrules without insulating collar according to DIN 46228 Part 1 and ferrules with insulating collar according to DIN 46228 Part 4, 10 mm<sup>2</sup> ... 25 mm<sup>2</sup>, lateral entry, WM crimp

---

#### Crimping pliers - CRIMPFOX 50R - 1212041



Crimping pliers, for ferrules without insulating collar according to DIN 46228 Part 1 and ferrules with insulating collar according to DIN 46228 Part 4, 35 mm<sup>2</sup> ... 50 mm<sup>2</sup>, lateral entry, WM crimp

---

#### Crimping pliers - CRIMPFOX-M - 1212072



Basic pliers, for accommodating dies for a wide range of type of contacts

---

## High-current terminal block - PTPOWER 95-FE - 3260139

### Accessories

Crimping pliers - CRIMPFOX-C120 - 1212318



Basic pliers, for accommodating dies for a wide range of type of contacts up to 120 mm<sup>2</sup>

---

### DIN rail

DIN rail perforated - NS 35/15 PERF 2000MM - 1201730



DIN rail perforated, Standard profile, width: 35 mm, height: 15 mm, similar to EN 60715: 2001, material: Steel, galvanized, passivated with a thick layer, length: 2000 mm, color: silver

---

DIN rail, unperforated - NS 35/15 UNPERF 2000MM - 1201714



DIN rail, unperforated, Standard profile, width: 35 mm, height: 15 mm, similar to EN 60715: 2001, material: Steel, galvanized, passivated with a thick layer, length: 2000 mm, color: silver

---

DIN rail perforated - NS 35/15 WH PERF 2000MM - 0806602



DIN rail perforated, Standard profile, width: 35 mm, height: 15 mm, similar to EN 60715: 2001, material: Steel, Galvanized, white passivated, length: 2000 mm, color: white

---

DIN rail, unperforated - NS 35/15 WH UNPERF 2000MM - 1204135



DIN rail, unperforated, Standard profile, width: 35 mm, height: 15 mm, similar to EN 60715: 2001, material: Steel, Galvanized, white passivated, length: 2000 mm, color: white

## High-current terminal block - PTPOWER 95-FE - 3260139

### Accessories

DIN rail, unperforated - NS 35/15 AL UNPERF 2000MM - 1201756



DIN rail, unperforated, Standard profile, width: 35 mm, height: 15 mm, similar to EN 60715: 2001, material: Aluminum, uncoated, length: 2000 mm, color: silver

---

DIN rail perforated - NS 35/15 ZN PERF 2000MM - 1206599



DIN rail perforated, Standard profile, width: 35 mm, height: 15 mm, similar to EN 60715: 2001, material: Steel, galvanized, length: 2000 mm, color: silver

---

DIN rail, unperforated - NS 35/15 ZN UNPERF 2000MM - 1206586



DIN rail, unperforated, Standard profile, width: 35 mm, height: 15 mm, similar to EN 60715: 2001, material: Steel, galvanized, length: 2000 mm, color: silver

---

DIN rail, unperforated - NS 35/15 CU UNPERF 2000MM - 1201895



DIN rail, unperforated, Standard profile, width: 35 mm, height: 15 mm, similar to EN 60715: 2001, material: Copper, uncoated, length: 2000 mm, color: copper-colored

---

End cap - NS 35/15 CAP - 1206573



DIN rail end piece, for DIN rail NS 35/15

---

End block

## High-current terminal block - PTPOWER 95-FE - 3260139

### Accessories

End clamp - E/AL-NS 35 - 1201662



End clamp, for end support of UKH 50 to UKH 240, is pushed onto DIN rail NS 35 and fixed with 2 screws, width: 10 mm, color: aluminum

---

### Insertion bridge

Insertion bridge - EB 2-25/PT - 3260157



Insertion bridge, pitch: 25 mm, length: 73 mm, width: 47.8 mm, number of positions: 2, color: red

---

Insertion bridge - EB 3-25/PT - 3260160



Insertion bridge, pitch: 25 mm, length: 73 mm, width: 47.8 mm, number of positions: 3, color: red

---

Insertion bridge - EB 4-25/PT - 3260161



Insertion bridge, pitch: 25 mm, length: 74.5 mm, width: 97.5 mm, number of positions: 4, color: red

---

Insertion bridge - EBK 4-25/PT - 3260162



Short-circuit jumper for grounding and short-circuiting, short-circuit currents of 800 A/15 s, 1300 A/5 s, 2700 A/10 ms, length: 74.5 mm, width: 140.5 mm, number of positions: 3, color: green-yellow

## High-current terminal block - PTPOWER 95-FE - 3260139

### Accessories

#### Insulating sleeve

Insulating sleeve - MPS-IH WH - 0201663

Insulating sleeve, color: white



Insulating sleeve - MPS-IH RD - 0201676

Insulating sleeve, color: red



Insulating sleeve - MPS-IH BU - 0201689

Insulating sleeve, color: blue



Insulating sleeve - MPS-IH YE - 0201692

Insulating sleeve, color: yellow



Insulating sleeve - MPS-IH GN - 0201702

Insulating sleeve, color: green



## High-current terminal block - PTPOWER 95-FE - 3260139

### Accessories

Insulating sleeve - MPS-IH GY - 0201728

Insulating sleeve, color: gray



Insulating sleeve - MPS-IH BK - 0201731

Insulating sleeve, color: black



### Labeled terminal marker

Zack marker strip - ZB 16 CUS - 0827463



Zack marker strip, can be ordered: Strip, white, labeled according to customer specifications, mounting type: snap into tall marker groove, for terminal block width: 16 mm, lettering field size: 10.5 x 16 mm

Zack marker strip - ZB 16,LGS:L1-N,PE - 0827462



Zack marker strip, Strip, white, labeled, printed horizontally: L1, L2, L3, N, PE, mounting type: snap into tall marker groove, for terminal block width: 16.3 mm, lettering field size: 10.5 x 16.25 mm

Marker for terminal blocks - UC-TM 16 CUS - 0824621



Marker for terminal blocks, can be ordered: by sheet, white, labeled according to customer specifications, mounting type: snap into tall marker groove, for terminal block width: 16 mm, lettering field size: 15.45 x 10.5 mm

## High-current terminal block - PTPOWER 95-FE - 3260139

### Accessories

#### Marker for terminal blocks - UCT-TM 16 CUS - 0829637



Marker for terminal blocks, can be ordered: by sheet, white, labeled according to customer specifications, mounting type: snap into tall marker groove, for terminal block width: 16 mm, lettering field size: 14.8 x 9.6 mm

#### Zack Marker strip, flat - ZBF 16 CUS - 0827465



Zack Marker strip, flat, can be ordered: Strip, white, labeled according to customer specifications, mounting type: snap into flat marker groove, for terminal block width: 16 mm, lettering field size: 5.15 x 16 mm

#### Marker for terminal blocks - UC-TMF 16 CUS - 0824678



Marker for terminal blocks, can be ordered: by sheet, white, labeled according to customer specifications, mounting type: snap into flat marker groove, for terminal block width: 16 mm, lettering field size: 15.45 x 5.1 mm

#### Marker for terminal blocks - UCT-TMF 16 CUS - 0829693



Marker for terminal blocks, can be ordered: by sheet, white, labeled according to customer specifications, mounting type: snap into flat marker groove, for terminal block width: 16 mm, lettering field size: 15.2 x 4.7 mm

### Pick-off terminal block

#### Pick-off terminal block - AGK 10-PTPOWER - 3260145



Pick-off terminal block, nom. voltage: 1500 V, nominal current: 57 A, connection method: Push-in connection, number of connections: 2, cross section: 0.5 mm<sup>2</sup> - 16 mm<sup>2</sup>, AWG: 20 - 6, width: 18.5 mm, height: 34.7 mm, color: gray, mounting type: on base element

## High-current terminal block - PTPOWER 95-FE - 3260139

### Accessories

#### Pick-off terminal block - AGK 10-PTPOWER BU - 3260148



Pick-off terminal block, nom. voltage: 1500 V, nominal current: 57 A, connection method: Push-in connection, number of connections: 2, cross section: 0.5 mm<sup>2</sup> - 16 mm<sup>2</sup>, AWG: 20 - 6, width: 18.5 mm, height: 34.7 mm, color: blue, mounting type: on base element

---

#### Pick-off terminal block - AGK 10-PTPOWER GN/YE - 3260151



Pick-off terminal block, nom. voltage: 1500 V, nominal current: 57 A, connection method: Push-in connection, number of connections: 2, cross section: 0.5 mm<sup>2</sup> - 16 mm<sup>2</sup>, AWG: 20 - 6, width: 18.5 mm, height: 34.7 mm, color: green/yellow, mounting type: on base element

---

#### Pick-off terminal block - AGK 10-PTPOWER BK/YE - 3260154



Pick-off terminal block, nom. voltage: 1500 V, nominal current: 57 A, connection method: Push-in connection, number of connections: 2, cross section: 0.5 mm<sup>2</sup> - 16 mm<sup>2</sup>, AWG: 20 - 6, width: 18.5 mm, height: 34.7 mm, color: black/yellow, mounting type: on base element

---

### Planning and marking software

#### Software - CLIP-PROJECT ADVANCED - 5146040



Multilingual software for convenient configuration of Phoenix Contact products on standard DIN rails.

---

#### Software - CLIP-PROJECT PROFESSIONAL - 5146053



Multilingual software for terminal strip configuration. A marking module enables the professional marking of markers and labels for identifying terminal blocks, conductors and cables, and devices.

## High-current terminal block - PTPOWER 95-FE - 3260139

### Accessories

#### Screwdriver tools

Screwdriver - SZF 3-1,0X5,5 - 1206612



Actuation tool, for ST terminal blocks, also suitable for use as a bladed screwdriver, size: 1.0 x 5.5 x 150 mm, 2-component grip, with non-slip grip

---

#### Terminal marking

Marker for terminal blocks - TMT (EX9,5)R - 0828295



Marker for terminal blocks, Roll, white, unlabeled, can be labeled with: THERMOMARK ROLL, THERMOMARK ROLL X1, THERMOMARK ROLLMASTER 300/600, THERMOMARK X1.2, mounting type: snap into universal marker groove, snap into tall marker groove, for terminal block width: 50000 mm, lettering field size: 9.5 x 50000 mm

---

Marker for terminal blocks - US-TM 100 - 0829255



Marker for terminal blocks, Card, white, unlabeled, can be labeled with: THERMOMARK PRIME, THERMOMARK CARD, mounting type: snap into universal marker groove, for terminal block width: 104 mm, lettering field size: 104 x 9.8 mm

---

Zack marker strip - ZB 16:UNPRINTED - 0827461



Zack marker strip, Strip, white, unlabeled, can be labeled with: CMS-P1-PLOTTER, PLOTMARK, mounting type: snap into tall marker groove, for terminal block width: 16 mm, lettering field size: 16 x 10.5 mm

---

Marker for terminal blocks - UC-TM 16 - 0819217



Marker for terminal blocks, Sheet, white, unlabeled, can be labeled with: BLUEMARK CLED, BLUEMARK LED, CMS-P1-PLOTTER, PLOTMARK, mounting type: snap into tall marker groove, for terminal block width: 16 mm, lettering field size: 15.45 x 10.5 mm

## High-current terminal block - PTPOWER 95-FE - 3260139

### Accessories

---

#### Marker for terminal blocks - UCT-TM 16 - 0829146



Marker for terminal blocks, Sheet, white, unlabeled, can be labeled with: THERMOMARK PRIME, THERMOMARK CARD, BLUEMARK CLED, BLUEMARK LED, TOPMARK LASER, mounting type: snap into tall marker groove, for terminal block width: 16 mm, lettering field size: 14.8 x 9.6 mm

---

#### Zack Marker strip, flat - ZBF 16:UNPRINTED - 0827464



Zack Marker strip, flat, Strip, white, unlabeled, can be labeled with: CMS-P1-PLOTTER, PLOTMARK, mounting type: snap into flat marker groove, for terminal block width: 16 mm, lettering field size: 16.25 x 10.5 mm

---

#### Marker for terminal blocks - UC-TMF 16 - 0819262



Marker for terminal blocks, Sheet, white, unlabeled, can be labeled with: BLUEMARK CLED, BLUEMARK LED, CMS-P1-PLOTTER, PLOTMARK, mounting type: snap into flat marker groove, for terminal block width: 16 mm, lettering field size: 15.45 x 5.1 mm

---

#### Marker for terminal blocks - UCT-TMF 16 - 0829218



Marker for terminal blocks, Sheet, white, unlabeled, can be labeled with: THERMOMARK PRIME, THERMOMARK CARD, BLUEMARK CLED, BLUEMARK LED, TOPMARK LASER, mounting type: snap into flat marker groove, for terminal block width: 16 mm, lettering field size: 15.2 x 4.7 mm

---

### Test plug terminal block

#### Test plugs - MPS-MT - 0201744



Test plugs, with solder connection up to 1 mm<sup>2</sup> conductor cross section, color: silver

---

