

Plug - PP-H 1,5/S/1-L BU - 3212662

Please be informed that the data shown in this PDF Document is generated from our Online Catalog. Please find the complete data in the user's documentation. Our General Terms of Use for Downloads are valid (<http://phoenixcontact.com/download>)



Plug, nom. voltage: 500 V, nominal current: 17.5 A, connection method: Push-in connection, number of connections: 1, number of positions: 1, cross section: 0.14 mm² - 1.5 mm², AWG: 26 - 14, width: 3.5 mm, height: 31.3 mm, color: blue

Product Description

Connector element left, left housing without engagement pin, right opened without cover

Your advantages

- Large-surface labeling option
- The Push-in technology COMBI plugs for self-assembly provide solutions that users can implement themselves
- Tested for railway applications

COMPLETE

Key Commercial Data

Packing unit	1 pc
Minimum order quantity	50 pc
GTIN	
GTIN	4046356565806
Weight per Piece (excluding packing)	3.200 g
Custom tariff number	85366990
Country of origin	Poland

Technical data

General

Number of positions	1
Number of levels	1
Number of connections	1
Potentials	1

Plug - PP-H 1,5/S/1-L BU - 3212662

Technical data

General

Nominal cross section	1.5 mm ²
Color	blue
Insulating material	PA
Flammability rating according to UL 94	V0
Area of application	Railway industry
	Machine building
	Plant engineering
Maximum load current	17.5 A (with 1.5 mm ² conductor cross section)
Rated surge voltage	6 kV
Degree of pollution	3
Overvoltage category	III
Insulating material group	I
Maximum power dissipation for nominal condition	0.56 W
Designation	Level 1
Maximum load current	17.5 A (with 1.5 mm ² conductor cross section)
Nominal current I _N	17.5 A (observe derating)
Nominal voltage U _N	500 V
Open side panel	Yes
Relative insulation material temperature index (Elec., UL 746 B)	130 °C
Temperature index of insulation material (DIN EN 60216-1 (VDE 0304-21))	130 °C
Static insulating material application in cold	-60 °C
Behavior in fire for rail vehicles (DIN 5510-2)	Test passed
Flame test method (DIN EN 60695-11-10)	V0
Oxygen index (DIN EN ISO 4589-2)	32.3 %
NF F16-101, NF F10-102 Class I	2
NF F16-101, NF F10-102 Class F	2
Surface flammability NFPA 130 (ASTM E 162)	passed
Specific optical density of smoke NFPA 130 (ASTM E 662)	passed
Smoke gas toxicity NFPA 130 (SMP 800C)	passed
Calorimetric heat release NFPA 130 (ASTM E 1354)	28 MJ/kg
Fire protection for rail vehicles (DIN EN 45545-2) R22	HL 1 - HL 3
Fire protection for rail vehicles (DIN EN 45545-2) R23	HL 1 - HL 3
Fire protection for rail vehicles (DIN EN 45545-2) R24	HL 1 - HL 3
Fire protection for rail vehicles (DIN EN 45545-2) R26	HL 1 - HL 3

Dimensions

Width	3.5 mm
Length	16.5 mm

Plug - PP-H 1,5/S/1-L BU - 3212662

Technical data

Dimensions

Height	31.3 mm
	19.5 mm
Pitch	3.5 mm

Connection data

Connection	1 level
Connection method	Push-in connection
Stripping length	8 mm ... 10 mm
Connection in acc. with standard	IEC 61984
Conductor cross section solid min.	0.14 mm ²
Conductor cross section solid max.	1.5 mm ²
Conductor cross section AWG min.	26
Conductor cross section AWG max.	14
Conductor cross section flexible min.	0.14 mm ²
Conductor cross section flexible max.	1.5 mm ²
Min. AWG conductor cross section, flexible	26
Max. AWG conductor cross section, flexible	14
Conductor cross section flexible, with ferrule without plastic sleeve min.	0.14 mm ²
Conductor cross section flexible, with ferrule without plastic sleeve max.	1.5 mm ²
Conductor cross section flexible, with ferrule with plastic sleeve min.	0.14 mm ²
Conductor cross section flexible, with ferrule with plastic sleeve max.	1 mm ²
Internal cylindrical gage	A1 / B1

Standards and Regulations

Connection in acc. with standard	CSA
	IEC 61984
Flammability rating according to UL 94	V0
Fire protection for rail vehicles (DIN EN 45545-2) R22	HL 1 - HL 3
Fire protection for rail vehicles (DIN EN 45545-2) R23	HL 1 - HL 3
Fire protection for rail vehicles (DIN EN 45545-2) R24	HL 1 - HL 3
Fire protection for rail vehicles (DIN EN 45545-2) R26	HL 1 - HL 3

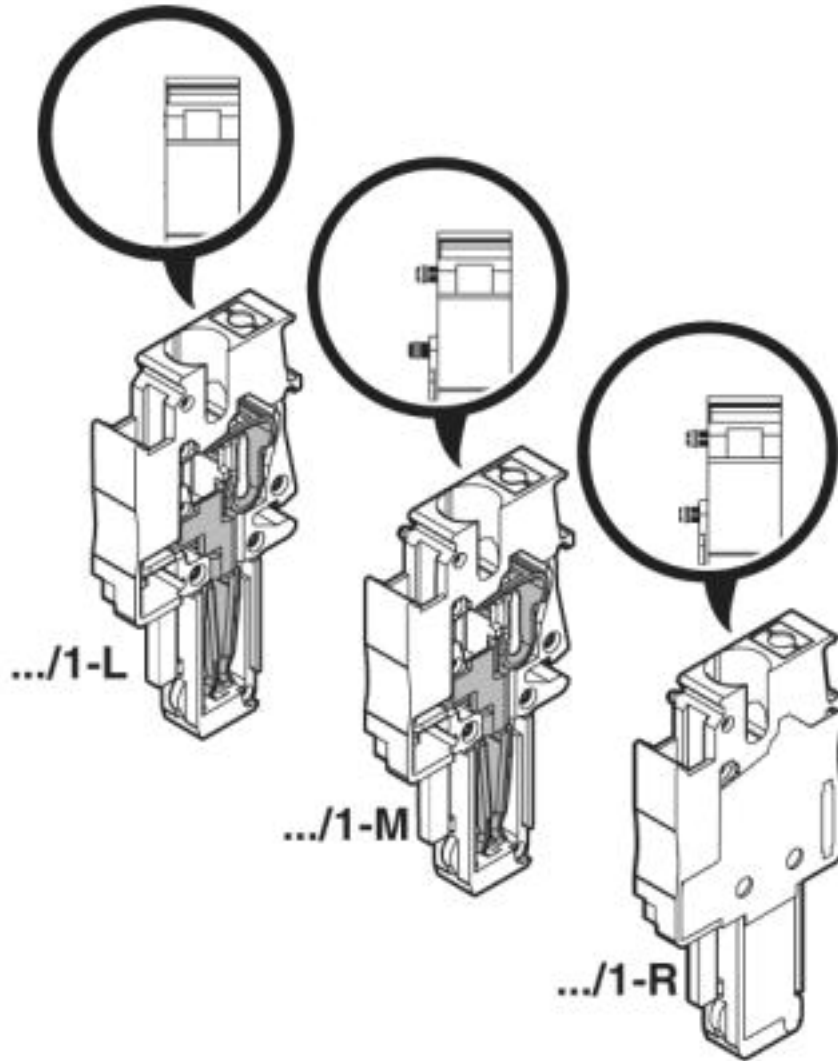
Environmental Product Compliance

China RoHS	Environmentally friendly use period: unlimited = EFUP-e
	No hazardous substances above threshold values

Drawings

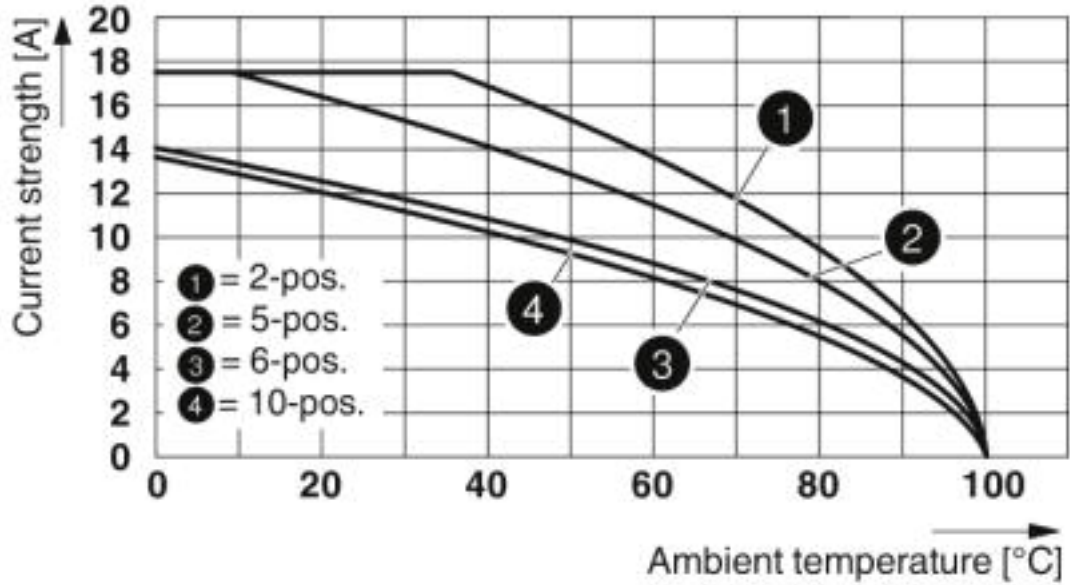
Plug - PP-H 1,5/S/1-L BU - 3212662

Schematic diagram



Plug - PP-H 1,5/S/1-L BU - 3212662

Diagram



Circuit diagram



Classifications

eCl@ss

eCl@ss 4.0	27260700
eCl@ss 4.1	27260700
eCl@ss 5.0	27260700
eCl@ss 5.1	27260700
eCl@ss 6.0	27141100
eCl@ss 7.0	27141151
eCl@ss 8.0	27141151
eCl@ss 9.0	27141151

ETIM

ETIM 4.0	EC002021
ETIM 5.0	EC002021
ETIM 6.0	EC002021
ETIM 7.0	EC002021

Plug - PP-H 1,5/S/1-L BU - 3212662

Classifications

UNSPSC

UNSPSC 6.01	30211802
UNSPSC 7.0901	39121402
UNSPSC 11	39121402
UNSPSC 12.01	39121402
UNSPSC 13.2	39121402

Approvals


Approvals

Approvals

CSA / BV / LR / NK / UL Recognized / cUL Recognized / IECCEB Scheme / VDE Gutachten mit Fertigungsüberwachung / EAC / EAC / DNV GL / cULus Recognized

Ex Approvals

Approval details

CSA		http://www.csagroup.org/services-industries/product-listing/	13631
	B	C	D
Nominal voltage UN	300 V	300 V	600 V
Nominal current IN	15 A	15 A	5 A
mm ² /AWG/kcmil	26-14	26-14	26-14


BV		http://www.veristar.com/portal/veristarinfo/generalinfo/approved/approvedProducts/equipmentAndMaterials	39979/A0 BV
----	---	---	-------------


LR		http://www.lr.org/en	12/20038 (E3)
----	---	---	---------------


NK		http://www.classnk.or.jp/hp/en/	14ME0912
----	---	---	----------


Plug - PP-H 1,5/S/1-L BU - 3212662


Approvals

UL Recognized		http://database.ul.com/cgi-bin/XYV/template/LISEXT/1FRAME/index.htm	FILE E 60425
	B	C	D
Nominal voltage UN	300 V	300 V	600 V
Nominal current IN	15 A	15 A	5 A
mm ² /AWG/kcmil	26-14	26-14	26-14

cUL Recognized		http://database.ul.com/cgi-bin/XYV/template/LISEXT/1FRAME/index.htm	FILE E 60425
	B	C	D
Nominal voltage UN	300 V	300 V	600 V
Nominal current IN	15 A	15 A	5 A
mm ² /AWG/kcmil	26-14	26-14	26-14

IECEE CB Scheme		http://www.iecee.org/	DE1-58483_B1_M1
Nominal voltage UN	500 V		
mm ² /AWG/kcmil	0.14-1.5		

VDE Gutachten mit Fertigungsüberwachung		http://www2.vde.com/de/Institut/Online-Service/VDE-gepruefteProdukte/Seiten/Online-Suche.aspx	40034766
Nominal voltage UN	500 V		
mm ² /AWG/kcmil	0.14-1.5		

EAC		EAC-Zulassung
-----	---	---------------

EAC		RU C-DE.A*30.B.01742
-----	---	----------------------

Plug - PP-H 1,5/S/1-L BU - 3212662

Approvals

DNV GL		https://approvalfinder.dnvgl.com/	TAE00003JE
--------	---	---	------------

cULus Recognized	
------------------	---

Accessories

Accessories

Cable housing

Cable housing - PH 1,5/S/3 - 3212756



Cable housing, pitch: 10.5 mm, length: 19.9 mm, width: 10.5 mm, height: 36.8 mm, number of positions: 3, color: gray

Cable housing - PH 1,5/S/4 - 3212769



Cable housing, pitch: 14 mm, length: 19.9 mm, width: 14 mm, height: 36.8 mm, number of positions: 4, color: gray

Cable housing - PH 1,5/S/5 - 3212772



Cable housing, pitch: 17.5 mm, length: 19.9 mm, width: 17.5 mm, height: 36.8 mm, number of positions: 5, color: gray

Plug - PP-H 1,5/S/1-L BU - 3212662

Accessories

Cable housing - PH 1,5/S/6 - 3212785



Cable housing, pitch: 21 mm, length: 19.9 mm, width: 21 mm, height: 36.8 mm, number of positions: 6, color: gray

Cable housing - PH 1,5/S/7 - 3212798



Cable housing, pitch: 24.5 mm, length: 19.9 mm, width: 24.5 mm, height: 36.8 mm, number of positions: 7, color: gray

Cable housing - PH 1,5/S/8 - 3212808



Cable housing, pitch: 28 mm, length: 19.9 mm, width: 28 mm, height: 36.8 mm, number of positions: 8, color: gray

Cable housing - PH 1,5/S/9 - 3212811



Cable housing, pitch: 31.5 mm, length: 19.9 mm, width: 31.5 mm, height: 36.8 mm, number of positions: 9, color: gray

Cable housing - PH 1,5/S/10 - 3212824



Cable housing, pitch: 35 mm, length: 19.9 mm, width: 35 mm, height: 36.8 mm, number of positions: 10, color: gray

Plug - PP-H 1,5/S/1-L BU - 3212662

Accessories

Cable housing - PH 1,5/S/11 - 3212837



Cable housing, pitch: 38.5 mm, length: 19.9 mm, width: 38.5 mm, height: 36.8 mm, number of positions: 11, color: gray

Cable housing - PH 1,5/S/12 - 3212840



Cable housing, pitch: 42 mm, length: 19.9 mm, width: 42 mm, height: 36.8 mm, number of positions: 12, color: gray

Cable housing - PH 1,5/S/13 - 3212853



Cable housing, pitch: 45.5 mm, length: 19.9 mm, width: 45.5 mm, height: 36.8 mm, number of positions: 13, color: gray

Cable housing - PH 1,5/S/14 - 3212866



Cable housing, pitch: 49 mm, length: 19.9 mm, width: 49 mm, height: 36.8 mm, number of positions: 14, color: gray

Cable housing - PH 1,5/S/15 - 3212879



Cable housing, pitch: 52.5 mm, length: 19.9 mm, width: 52.5 mm, height: 36.8 mm, number of positions: 15, color: gray

Insulating sleeve

Plug - PP-H 1,5/S/1-L BU - 3212662

Accessories

Insulating sleeve - MPS-IH WH - 0201663

Insulating sleeve, color: white



Insulating sleeve - MPS-IH RD - 0201676

Insulating sleeve, color: red



Insulating sleeve - MPS-IH BU - 0201689

Insulating sleeve, color: blue



Insulating sleeve - MPS-IH YE - 0201692

Insulating sleeve, color: yellow



Insulating sleeve - MPS-IH GN - 0201702

Insulating sleeve, color: green



Plug - PP-H 1,5/S/1-L BU - 3212662

Accessories

Insulating sleeve - MPS-IH GY - 0201728

Insulating sleeve, color: gray



Insulating sleeve - MPS-IH BK - 0201731

Insulating sleeve, color: black



Labeled terminal marker

Zack Marker strip, flat - ZBF 3,5 CUS - 0829394



Zack Marker strip, flat, can be ordered: Strip, white, labeled according to customer specifications, mounting type: snap into flat marker groove, for terminal block width: 3.5 mm, lettering field size: 3.5 x 5.2 mm, Number of individual labels: 10

Zack Marker strip, flat - ZBF 3,5,LGS:FORTL.ZAHLEN - 0801406



Zack Marker strip, flat, Strip, white, labeled, printed horizontally: consecutive numbers 1 ... 10, 11 ... 20, etc. up to 91 ... 100, mounting type: snap into flat marker groove, for terminal block width: 3.5 mm, lettering field size: 5.15 x 3.5 mm, Number of individual labels: 10

Zack Marker strip, flat - ZBF 3,5,QR:FORTL.ZAHLEN - 0801407



Zack Marker strip, flat, Strip, white, labeled, Printed vertically: consecutive numbers 1 ... 10, 11 ... 20, etc. up to 91 ... 100, mounting type: snap into flat marker groove, for terminal block width: 3.5 mm, lettering field size: 5.15 x 3.5 mm, Number of individual labels: 10

Plug - PP-H 1,5/S/1-L BU - 3212662

Accessories

Marker for terminal blocks - UCT-TMF 3,5 CUS - 0829644



Marker for terminal blocks, can be ordered: by sheet, white, labeled according to customer specifications, mounting type: snap into flat marker groove, for terminal block width: 3.5 mm, lettering field size: 2.7 x 4.7 mm, Number of individual labels: 108

Mounting material

Latching - PR 1,5/S - 3212882



Latching, length: 28.9 mm, width: 3.3 mm, number of positions: 1, color: orange

Latching - PR 1,5/S/2 - 3212895



Latching, length: 28.9 mm, width: 6.8 mm, number of positions: 2, color: orange

Latching - PRZ 1,5/S - 3212905



Latching, length: 59 mm, width: 6.8 mm, color: orange

Screwdriver tools

Screwdriver - SZF 0-0,4X2,5 - 1204504



Actuation tool, for ST terminal blocks, also suitable for use as a bladed screwdriver, size: 0.4 x 2.5 x 75 mm, 2-component grip, with non-slip grip

Plug - PP-H 1,5/S/1-L BU - 3212662

Accessories

Actuation tool - ST-BW 0 - 1200135



Actuation tool, for all 1.5 mm² spring cages from PT 1,5/S and FT 1,5/S

Shield connection

Shield connection clamp - PSH 3-6 - 3040591



Shield connection clamp, color: black

Shield connection clamp - PSH 5-10 - 3040601



Shield connection clamp, color: black

Strain relief

Strain relief - PZ 1,5/S/2 - 3212918



Strain relief, length: 44.5 mm, width: 6.8 mm, number of positions: 2, color: black

Terminal marking

Plug - PP-H 1,5/S/1-L BU - 3212662

Accessories

Zack Marker strip, flat - ZBF 3,5:UNBEDRUCKT - 0829392



Zack Marker strip, flat, Strip, white, unlabeled, can be labeled with: PLOTMARK, CMS-P1-PLOTTER, mounting type: snap into flat marker groove, for terminal block width: 3.5 mm, lettering field size: 3.5 x 5.2 mm, Number of individual labels: 10

Marker for terminal blocks - UCT-TMF 3,5 - 0829486



Marker for terminal blocks, Sheet, white, unlabeled, can be labeled with: TOPMARK NEO, TOPMARK LASER, BLUEMARK ID COLOR, BLUEMARK ID, BLUEMARK CLED, THERMOMARK PRIME, THERMOMARK CARD 2.0, THERMOMARK CARD, mounting type: snap into flat marker groove, for terminal block width: 3.5 mm, lettering field size: 2.7 x 4.7 mm, Number of individual labels: 108

Test plug terminal block

Test plugs - MPS-MT - 0201744



Test plugs, with solder connection up to 1 mm² conductor cross section, color: gray