

Plug - SP-H 2,5/10 - 3210703

Please be informed that the data shown in this PDF Document is generated from our Online Catalog. Please find the complete data in the user's documentation. Our General Terms of Use for Downloads are valid (<http://phoenixcontact.com/download>)



Plug, nom. voltage: 500 V, nominal current: 24 A, connection method: Spring-cage connection, Plug connection, number of connections: 10, number of positions: 10, cross section: 0.08 mm² - 4 mm², AWG: 28 - 12, width: 52 mm, height: 39 mm, color: gray

Why buy this product

- Large-surface labeling option
- Practical coding option
- Tested for railway applications

Key Commercial Data

Packing unit	1 STK
Minimum order quantity	25 STK
GTIN	 4 046356 411943
GTIN	4046356411943
Weight per Piece (excluding packing)	28.800 g
Custom tariff number	85366990
Country of origin	Poland

Technical data

General

Number of positions	10
Number of levels	1
Number of connections	10
Potentials	1
Nominal cross section	2.5 mm ²
Color	gray

Plug - SP-H 2,5/10 - 3210703

Technical data

General

Insulating material	PA
Flammability rating according to UL 94	V0
Area of application	Railway industry
	Machine building
	Plant engineering
Maximum load current	24 A (with a 2.5 mm ² conductor cross section)
Rated surge voltage	6 kV
Degree of pollution	3
Overvoltage category	III
Insulating material group	I
Maximum power dissipation for nominal condition	0.77 W
Maximum load current	24 A (with 4 mm ² conductor cross section)
Nominal current I _N	24 A
Nominal voltage U _N	500 V
Open side panel	No
Relative insulation material temperature index (Elec., UL 746 B)	130 °C
Temperature index of insulation material (DIN EN 60216-1 (VDE 0304-21))	130 °C
Static insulating material application in cold	-60 °C
Behavior in fire for rail vehicles (DIN 5510-2)	Test passed
Flame test method (DIN EN 60695-11-10)	V0
Oxygen index (DIN EN ISO 4589-2)	>32 %
NF F16-101, NF F10-102 Class I	2
NF F16-101, NF F10-102 Class F	2
Surface flammability NFPA 130 (ASTM E 162)	passed
Specific optical density of smoke NFPA 130 (ASTM E 662)	passed
Smoke gas toxicity NFPA 130 (SMP 800C)	passed
Calorimetric heat release NFPA 130 (ASTM E 1354)	28 MJ/kg
Fire protection for rail vehicles (DIN EN 45545-2) R22	HL 1 - HL 3
Fire protection for rail vehicles (DIN EN 45545-2) R23	HL 1 - HL 3
Fire protection for rail vehicles (DIN EN 45545-2) R24	HL 1 - HL 3
Fire protection for rail vehicles (DIN EN 45545-2) R26	HL 1 - HL 3

Dimensions

Width	52 mm
Length	15.8 mm
Height	39 mm
	24 mm
Pitch	5.2 mm

Plug - SP-H 2,5/10 - 3210703

Technical data

Connection data

Connection method	Spring-cage connection
Connection in acc. with standard	IEC 61984
Conductor cross section solid min.	0.08 mm ²
Conductor cross section solid max.	4 mm ²
Conductor cross section AWG min.	28
Conductor cross section AWG max.	12
Conductor cross section flexible min.	0.08 mm ²
Conductor cross section flexible max.	2.5 mm ²
Min. AWG conductor cross section, flexible	28
Max. AWG conductor cross section, flexible	14
Conductor cross section flexible, with ferrule without plastic sleeve min.	0.14 mm ²
Conductor cross section flexible, with ferrule without plastic sleeve max.	2.5 mm ²
Conductor cross section flexible, with ferrule with plastic sleeve min.	0.14 mm ²
Conductor cross section flexible, with ferrule with plastic sleeve max.	2.5 mm ²
2 conductors with same cross section, stranded, TWIN ferrules with plastic sleeve, max.	0.5 mm ²
Stripping length	8 mm ... 10 mm
Internal cylindrical gage	A3
Connection method	Plug connection

Standards and Regulations

Connection in acc. with standard	CSA
	IEC 61984
Flammability rating according to UL 94	V0
Fire protection for rail vehicles (DIN EN 45545-2) R22	HL 1 - HL 3 HL 1 - HL 3 HL 1 - HL 3 HL 1 - HL 3
Fire protection for rail vehicles (DIN EN 45545-2) R23	HL 1 - HL 3 HL 1 - HL 3 HL 1 - HL 3 HL 1 - HL 3
Fire protection for rail vehicles (DIN EN 45545-2) R24	HL 1 - HL 3 HL 1 - HL 3 HL 1 - HL 3 HL 1 - HL 3
Fire protection for rail vehicles (DIN EN 45545-2) R26	HL 1 - HL 3 HL 1 - HL 3 HL 1 - HL 3 HL 1 - HL 3


Environmental Product Compliance

China RoHS	Environmentally friendly use period: unlimited = EFUP-e
	No hazardous substances above threshold values

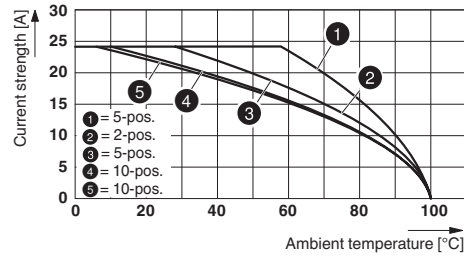
Drawings

Plug - SP-H 2,5/10 - 3210703

Circuit diagram



Diagram



Classifications

eCl@ss

eCl@ss 4.0	272607xx
eCl@ss 4.1	27260701
eCl@ss 5.0	27260701
eCl@ss 5.1	27260701
eCl@ss 6.0	27141151
eCl@ss 7.0	27141151
eCl@ss 8.0	27141151
eCl@ss 9.0	27141151

ETIM

ETIM 2.0	EC000897
ETIM 3.0	EC000897
ETIM 4.0	EC002021
ETIM 5.0	EC002021
ETIM 6.0	EC002021

UNSPSC

UNSPSC 6.01	30211802
UNSPSC 7.0901	39121402
UNSPSC 11	39121402
UNSPSC 12.01	39121402
UNSPSC 13.2	39121402

Approvals

Approvals

Approvals


CSA / UL Recognized / cUL Recognized / EAC / VDE report with production monitoring / IECCE CB Scheme / cULus Recognized


Plug - SP-H 2,5/10 - 3210703


Approvals


Ex Approvals


Approval details

CSA		http://www.csagroup.org/services-industries/product-listing/	13631
		B	C
mm ² /AWG/kcmil		26-12	26-12
Nominal current I _N		20 A	20 A
Nominal voltage U _N		300 V	300 V

UL Recognized		http://database.ul.com/cgi-bin/XYV/template/LISEXT/1FRAME/index.htm	FILE E 60425
		B	C
mm ² /AWG/kcmil		26-12	26-12
Nominal current I _N		20 A	20 A
Nominal voltage U _N		300 V	300 V

cUL Recognized		http://database.ul.com/cgi-bin/XYV/template/LISEXT/1FRAME/index.htm	FILE E 60425
		B	C
mm ² /AWG/kcmil		26-12	26-12
Nominal current I _N		20 A	20 A
Nominal voltage U _N		300 V	300 V


EAC			7500651.22.01.00246
-----	---	--	---------------------


VDE report with production monitoring		http://www.vde.com/en/Institute/OnlineService/VDE-approved-products/Pages/Online-Search.aspx	40019518
mm ² /AWG/kcmil		0.2-4	

Plug - SP-H 2,5/10 - 3210703

Approvals

Nominal voltage UN	500 V
--------------------	-------

IECEE CB Scheme		http://www.iecee.org/	DE1-57873_B1
mm ² /AWG/kcmil	0.2-4		
Nominal voltage UN	500 V		

cULus Recognized		http://database.ul.com/cgi-bin/XYV/template/LISEXT/1FRAME/index.htm
------------------	---	---

Accessories

Accessories

Cable housing

Cable housing - PH 2,5/10 - 3209769

Cable housing, pitch: 52 mm, length: 19.9 mm, width: 52 mm, height: 36.8 mm, number of positions: 10, color: gray

Cable housing - PH 2,5/11 - 3209772



Cable housing, pitch: 57.2 mm, length: 19.9 mm, width: 57.2 mm, height: 36.8 mm, number of positions: 11, color: gray

Cable housing - PH 2,5/12 - 3209785

Cable housing, pitch: 62.4 mm, length: 19.9 mm, width: 62.4 mm, height: 36.8 mm, number of positions: 12, color: gray

Cable housing - PH 2,5/13 - 3209798

Cable housing, pitch: 67.6 mm, length: 19.9 mm, width: 67.6 mm, height: 36.8 mm, number of positions: 13, color: gray

Plug - SP-H 2,5/10 - 3210703

Accessories

Cable housing - PH 2,5/14 - 3209808

Cable housing, pitch: 72.8 mm, length: 19.9 mm, width: 72.8 mm, height: 36.8 mm, number of positions: 14, color: gray

Cable housing - PH 2,5/15 - 3209811



Cable housing, pitch: 78 mm, length: 19.9 mm, width: 78 mm, height: 36.8 mm, number of positions: 15, color: gray

End cover

Flange cover - DF-SP-H 2,5 - 3209824



Flange cover, length: 35.8 mm, width: 4.5 mm, height: 24.7 mm, color: gray

Flange

Flange cover - DFS-SP-H 2,5 - 3061431



Flange cover, length: 35.8 mm, width: 4.5 mm, height: 24.7 mm, color: gray

Insulating sleeve

Insulating sleeve - MPS-IH WH - 0201663

Insulating sleeve, color: white



Plug - SP-H 2,5/10 - 3210703

Accessories

Insulating sleeve - MPS-IH RD - 0201676

Insulating sleeve, color: red



Insulating sleeve - MPS-IH BU - 0201689

Insulating sleeve, color: blue



Insulating sleeve - MPS-IH YE - 0201692

Insulating sleeve, color: yellow



Insulating sleeve - MPS-IH GN - 0201702

Insulating sleeve, color: green



Insulating sleeve - MPS-IH GY - 0201728

Insulating sleeve, color: gray



Plug - SP-H 2,5/10 - 3210703

Accessories

Insulating sleeve - MPS-IH BK - 0201731

Insulating sleeve, color: black



Insulating sleeve - ISH 2,5/0,2 - 3002843

Insulating sleeve, color: white



Insulating sleeve - ISH 2,5/0,5 - 3002856

Insulating sleeve, color: gray



Insulating sleeve - ISH 2,5/1,0 - 3002869

Insulating sleeve, color: black



Mounting material

Latching - PR - 3040559

Latching, length: 29.8 mm, width: 10 mm, number of positions: 1, color: orange



Plug - SP-H 2,5/10 - 3210703

Accessories

Latching - PR/2 - 3040630



Latching, length: 29.8 mm, width: 10 mm, number of positions: 2, color: orange

Latching - PRT/2 - 3040631



Latching, can only be released using a screwdriver, length: 23.2 mm, width: 9 mm, number of positions: 2, color: orange

Latching - PRZ - 3040614



Latching, length: 63.6 mm, width: 9.7 mm, number of positions: 2, color: orange

Screwdriver tools

Screwdriver - ST-BW - 1207608



Actuation tool, for all 2.5 mm² - 4.0 mm² spring-cages

Shield connection

Shield connection clip - PSH 3- 6 - 3040591



Shield connection clip, color: black

Plug - SP-H 2,5/10 - 3210703

Accessories

Shield connection clip - PSH 5-10 - 3040601



Shield connection clip, color: black

Strain relief

Strain relief - PZ/2 - 3040627



Strain relief, length: 48.7 mm, width: 9.3 mm, number of positions: 2, color: black

Strain relief - PZ/4 - 3040643



Strain relief, length: 48.7 mm, width: 19.6 mm, number of positions: 4, color: black

Test plug terminal block

Test plugs - MPS-MT - 0201744



Test plugs, with solder connection up to 1 mm² conductor cross section, color: silver
