

## Knife disconnect terminal block - PT 1,5/S-TWIN-MT BU - 3210312

Please be informed that the data shown in this PDF Document is generated from our Online Catalog. Please find the complete data in the user's documentation. Our General Terms of Use for Downloads are valid (<http://phoenixcontact.com/download>)



Knife disconnect terminal block, Connection method: Push-in connection, Cross section: 0.14 mm<sup>2</sup> - 1.5 mm<sup>2</sup>, AWG: 26 - 14, Nominal current: 10 A, Nominal voltage: 400 V, Length: 67.8 mm, Width: 3.5 mm, Color: blue, Assembly: NS 35/7,5, NS 35/15

### Why buy this product

- The Push-in connection terminal blocks are characterized by the system features of the CLIPLINE complete system and by easy and tool-free wiring of conductors with ferrules or solid conductors
- The compact design and front connection enable wiring in a confined space
- In addition to the testing facility in the double function shaft, all terminal blocks provide an additional test connection
- Convenient separation of circuits, thanks to lever-type disconnect knife

RoHS

### Key Commercial Data

Packing unit	1 STK
Minimum order quantity	50 STK
GTIN	 4 046356 905596
GTIN	4046356905596
Weight per Piece (excluding packing)	4.400 g
Custom tariff number	85369010
Country of origin	Poland

### Technical data

#### General

Number of levels	1
Number of connections	3
Potentials	1
Nominal cross section	1.5 mm <sup>2</sup>

# Knife disconnect terminal block - PT 1,5/S-TWIN-MT BU - 3210312

## Technical data

### General

Color	blue
Insulating material	PA
Flammability rating according to UL 94	V0
Rated surge voltage	6 kV
Degree of pollution	3
Overvoltage category	III
Insulating material group	I
Maximum power dissipation for nominal condition	0.56 W
Maximum load current	10 A
Nominal current $I_N$	10 A
Nominal voltage $U_N$	400 V
Open side panel	Yes
Relative insulation material temperature index (Elec., UL 746 B)	130 °C
Temperature index of insulation material (DIN EN 60216-1 (VDE 0304-21))	125 °C
Static insulating material application in cold	-60 °C
Behavior in fire for rail vehicles (DIN 5510-2)	Test passed
Flame test method (DIN EN 60695-11-10)	V0
Oxygen index (DIN EN ISO 4589-2)	>32 %
NF F16-101, NF F10-102 Class I	2
NF F16-101, NF F10-102 Class F	2
Surface flammability NFPA 130 (ASTM E 162)	passed
Specific optical density of smoke NFPA 130 (ASTM E 662)	passed
Smoke gas toxicity NFPA 130 (SMP 800C)	passed
Calorimetric heat release NFPA 130 (ASTM E 1354)	27,5 MJ/kg
Fire protection for rail vehicles (DIN EN 45545-2) R22	HL 1 - HL 3
Fire protection for rail vehicles (DIN EN 45545-2) R23	HL 1 - HL 3
Fire protection for rail vehicles (DIN EN 45545-2) R24	HL 1 - HL 3
Fire protection for rail vehicles (DIN EN 45545-2) R26	HL 1 - HL 3

### Dimensions

Width	3.5 mm
End cover width	0.8 mm
Length	67.8 mm
Height	30.5 mm
Height NS 35/7,5	32 mm
Height NS 35/15	39.5 mm

### Connection data

# Knife disconnect terminal block - PT 1,5/S-TWIN-MT BU - 3210312

## Technical data

### Connection data

Connection method	Push-in connection
Connection in acc. with standard	IEC 60947-7-1
Conductor cross section solid min.	0.14 mm <sup>2</sup>
Conductor cross section solid max.	1.5 mm <sup>2</sup>
Conductor cross section AWG min.	26
Conductor cross section AWG max.	14
Conductor cross section flexible min.	0.14 mm <sup>2</sup>
Conductor cross section flexible max.	1.5 mm <sup>2</sup>
Min. AWG conductor cross section, flexible	26
Max. AWG conductor cross section, flexible	14
Conductor cross section flexible, with ferrule without plastic sleeve min.	0.14 mm <sup>2</sup>
Conductor cross section flexible, with ferrule without plastic sleeve max.	1.5 mm <sup>2</sup>
Conductor cross section flexible, with ferrule with plastic sleeve min.	0.14 mm <sup>2</sup>
Conductor cross section flexible, with ferrule with plastic sleeve max.	1 mm <sup>2</sup>
Stripping length	8 mm ... 10 mm
Internal cylindrical gage	A1 / B1

### Standards and Regulations

Connection in acc. with standard	IEC 60947-7-1
Flammability rating according to UL 94	V0

### Environmental Product Compliance

China RoHS	Environmentally friendly use period: unlimited = EFUP-e
	No hazardous substances above threshold values

## Drawings

### Circuit diagram



## Classifications

eCl@ss

eCl@ss 5.1	27141120
eCl@ss 6.0	27141120
eCl@ss 8.0	27141126
eCl@ss 9.0	27141126

# Knife disconnect terminal block - PT 1,5/S-TWIN-MT BU - 3210312

## Classifications

### ETIM

ETIM 4.0	EC000902
ETIM 5.0	EC000902
ETIM 6.0	EC000902

### UNSPSC

UNSPSC 13.2	39121410
-------------	----------

## Approvals


### Approvals


#### Approvals

UL Recognized / cUL Recognized / CSA / LR / DNV GL / cULus Recognized

#### Ex Approvals

## Approval details


UL Recognized		<a href="http://database.ul.com/cgi-bin/XYV/template/LISEXT/1FRAME/index.htm">http://database.ul.com/cgi-bin/XYV/template/LISEXT/1FRAME/index.htm</a>	FILE E 60425
	B	C	
mm <sup>2</sup> /AWG/kcmil	26-16	26-16	
Nominal current IN	10 A	10 A	
Nominal voltage UN	300 V	300 V	

cUL Recognized		<a href="http://database.ul.com/cgi-bin/XYV/template/LISEXT/1FRAME/index.htm">http://database.ul.com/cgi-bin/XYV/template/LISEXT/1FRAME/index.htm</a>	FILE E 60425
	B	C	
mm <sup>2</sup> /AWG/kcmil	26-16	26-16	
Nominal current IN	10 A	10 A	
Nominal voltage UN	300 V	300 V	


# Knife disconnect terminal block - PT 1,5/S-TWIN-MT BU - 3210312

## Approvals

CSA		<a href="http://www.csagroup.org/services/testing-and-certification/certified-product-listing/">http://www.csagroup.org/services/testing-and-certification/certified-product-listing/</a>	13631
		B	C
mm <sup>2</sup> /AWG/kcmil		26-16	26-16
Nominal current I <sub>N</sub>		10 A	10 A
Nominal voltage U <sub>N</sub>		300 V	300 V

LR		<a href="http://www.lr.org/en">http://www.lr.org/en</a>	16/20026
----	---	---	----------

DNV GL	<a href="http://exchange.dnv.com/tari/">http://exchange.dnv.com/tari/</a>	1481515 HH
--------	---	------------

cULus Recognized		<a href="http://database.ul.com/cgi-bin/XYV/template/LISEXT/1FRAME/index.htm">http://database.ul.com/cgi-bin/XYV/template/LISEXT/1FRAME/index.htm</a>
------------------	--	---

## Accessories

### Accessories

#### DIN rail

DIN rail perforated - NS 35/ 7,5 PERF 2000MM - 0801733

DIN rail, material: steel galvanized and passivated with a thick layer, perforated, height 7.5 mm, width 35 mm, length: 2000 mm

DIN rail, unperforated - NS 35/ 7,5 UNPERF 2000MM - 0801681

DIN rail, material: Steel, unperforated, height 7.5 mm, width 35 mm, length: 2 m

DIN rail perforated - NS 35/ 7,5 WH PERF 2000MM - 1204119



DIN rail 35 mm (NS 35)

## Knife disconnect terminal block - PT 1,5/S-TWIN-MT BU - 3210312

### Accessories

---

DIN rail - NS 35/ 7,5 WH UNPERF 2000MM - 1204122



DIN rail 35 mm (NS 35)

---

DIN rail, unperforated - NS 35/ 7,5 AL UNPERF 2000MM - 0801704

DIN rail, unperforated, Width: 35 mm, Height: 7.5 mm, Length: 2000 mm, Color: silver

---

DIN rail perforated - NS 35/ 7,5 ZN PERF 2000MM - 1206421



DIN rail, material: Galvanized, perforated, height 7.5 mm, width 35 mm, length: 2 m

---

DIN rail, unperforated - NS 35/ 7,5 ZN UNPERF 2000MM - 1206434



DIN rail, material: Galvanized, unperforated, height 7.5 mm, width 35 mm, length: 2 m

---

DIN rail, unperforated - NS 35/ 7,5 CU UNPERF 2000MM - 0801762



DIN rail, material: Copper, unperforated, height 7.5 mm, width 35 mm, length: 2 m

---

## Knife disconnect terminal block - PT 1,5/S-TWIN-MT BU - 3210312

### Accessories

End cap - NS 35/ 7,5 CAP - 1206560

DIN rail end piece, for DIN rail NS 35/7.5



DIN rail perforated - NS 35/15 PERF 2000MM - 1201730



DIN rail, material: steel galvanized and passivated with a thick layer, perforated, height 15 mm, width 35 mm, length: 2000 mm

DIN rail, unperforated - NS 35/15 UNPERF 2000MM - 1201714



DIN rail, material: Steel, unperforated, height 15 mm, width 35 mm, length: 2 m

DIN rail perforated - NS 35/15 WH PERF 2000MM - 0806602



DIN rail 35 mm (NS 35)

DIN rail - NS 35/15 WH UNPERF 2000MM - 1204135



DIN rail 35 mm (NS 35)

## Knife disconnect terminal block - PT 1,5/S-TWIN-MT BU - 3210312

### Accessories

DIN rail, unperforated - NS 35/15 AL UNPERF 2000MM - 1201756



DIN rail, deep drawn, high profile, unperforated, 1.5 mm thick, material: aluminum, height 15 mm, width 35 mm, length 2000 mm

---

DIN rail perforated - NS 35/15 ZN PERF 2000MM - 1206599



DIN rail, material: Galvanized, perforated, height 15 mm, width 35 mm, length: 2 m

---

DIN rail, unperforated - NS 35/15 ZN UNPERF 2000MM - 1206586



DIN rail, material: Galvanized, unperforated, height 15 mm, width 35 mm, length: 2 m

---

DIN rail, unperforated - NS 35/15 CU UNPERF 2000MM - 1201895



DIN rail, material: Copper, unperforated, 1.5 mm thick, height 15 mm, width 35 mm, length: 2 m

---

End cap - NS 35/15 CAP - 1206573



DIN rail end piece, for DIN rail NS 35/15

---

## Knife disconnect terminal block - PT 1,5/S-TWIN-MT BU - 3210312

### Accessories

DIN rail, unperforated - NS 35/15-2,3 UNPERF 2000MM - 1201798



DIN rail, unperforated, Width: 35 mm, Height: 15 mm, Length: 2000 mm, Color: silver

---

### Documentation

Mounting material - PT-IL - 3208090

Operating decal for the push-in Technology



### End block

End clamp - E/UK - 1201442



End clamp, Width: 9.5 mm, Height: 35.3 mm, Length: 50.5 mm, Color: gray

---

End clamp - E/UK 1 - 1201413



End clamps, for supporting the ends of double-level and three-level terminal blocks, width: 10 mm, color: gray

---

End clamp - CLIPFIX 35 - 3022218



Quick mounting end clamp for NS 35/7,5 DIN rail or NS 35/15 DIN rail, with marking option, width: 9.5 mm, color: gray

## Knife disconnect terminal block - PT 1,5/S-TWIN-MT BU - 3210312

### Accessories

---

#### End clamp - CLIPFIX 35-5 - 3022276



Quick mounting end clamp for NS 35/7,5 DIN rail or NS 35/15 DIN rail, with marking option, with parking option for FBS...5, FBS...6, KSS 5, KSS 6, width: 5.15 mm, color: gray

---

#### End clamp - E/NS 35 N - 0800886



End clamp, width: 9.5 mm, color: gray

---

#### End cover

##### End cover - D-PT 1,5/S-TWIN-MT-0,8 - 3210313



End cover, Length: 67.8 mm, Width: 0.8 mm, Height: 24.3 mm, Color: gray

---

##### End cover - D-PT 1,5/S-TWIN-MT-0,8 OG - 3210314



End cover, Length: 67.8 mm, Width: 0.8 mm, Height: 24.3 mm, Color: orange

---

#### Insulating sleeve

## Knife disconnect terminal block - PT 1,5/S-TWIN-MT BU - 3210312

### Accessories

Insulating sleeve - MPS-IH WH - 0201663



Insulating sleeve, Color: white

---

Insulating sleeve - MPS-IH RD - 0201676



Insulating sleeve, Color: red

---

Insulating sleeve - MPS-IH BU - 0201689



Insulating sleeve, Color: blue

---

Insulating sleeve - MPS-IH YE - 0201692



Insulating sleeve, Color: yellow

---

Insulating sleeve - MPS-IH GN - 0201702



Insulating sleeve, Color: green

---

## Knife disconnect terminal block - PT 1,5/S-TWIN-MT BU - 3210312

### Accessories

Insulating sleeve - MPS-IH GY - 0201728



Insulating sleeve, Color: gray

---

Insulating sleeve - MPS-IH BK - 0201731



Insulating sleeve, Color: black

---

### Jumper

Plug-in bridge - FBS 2-3,5 - 3213014



Plug-in bridge, Pitch: 3.5 mm, Number of positions: 2, Color: red

---

Plug-in bridge - FBS 3-3,5 - 3213027



Plug-in bridge, Pitch: 3.5 mm, Number of positions: 3, Color: red

---

Plug-in bridge - FBS 4-3,5 - 3213030



Plug-in bridge, Pitch: 3.5 mm, Number of positions: 4, Color: red

---

## Knife disconnect terminal block - PT 1,5/S-TWIN-MT BU - 3210312

### Accessories

Plug-in bridge - FBS 5-3,5 - 3213043



Plug-in bridge, Pitch: 3.5 mm, Number of positions: 5, Color: red

---

Plug-in bridge - FBS 10-3,5 - 3213056



Plug-in bridge, Pitch: 3.5 mm, Number of positions: 10, Color: red

---

Plug-in bridge - FBS 20-3,5 - 3213069



Plug-in bridge, Pitch: 3.5 mm, Number of positions: 20, Color: red

---

Plug-in bridge - FBS 2-3,5 BU - 3213086



Plug-in bridge, Pitch: 3.5 mm, Number of positions: 2, Color: blue

---

Plug-in bridge - FBS 3-3,5 BU - 3213099



Plug-in bridge, Pitch: 3.5 mm, Number of positions: 3, Color: blue

---

## Knife disconnect terminal block - PT 1,5/S-TWIN-MT BU - 3210312

### Accessories

Plug-in bridge - FBS 4-3,5 BU - 3213109



Plug-in bridge, Pitch: 3.5 mm, Number of positions: 4, Color: blue

---

Plug-in bridge - FBS 5-3,5 BU - 3213112



Plug-in bridge, Pitch: 3.5 mm, Number of positions: 5, Color: blue

---

Plug-in bridge - FBS 10-3,5 BU - 3213125



Plug-in bridge, Pitch: 3.5 mm, Number of positions: 10, Color: blue

---

Plug-in bridge - FBS 20-3,5 BU - 3213138



Plug-in bridge, Pitch: 3.5 mm, Number of positions: 20, Color: blue

---

Plug-in bridge - FBS 2-3,5 GY - 3213153



Plug-in bridge, Pitch: 3.5 mm, Number of positions: 2, Color: gray

---

## Knife disconnect terminal block - PT 1,5/S-TWIN-MT BU - 3210312

### Accessories

Plug-in bridge - FBS 3-3,5 GY - 3213167



Plug-in bridge, Pitch: 3.5 mm, Number of positions: 3, Color: gray

---

Plug-in bridge - FBS 4-3,5 GY - 3213180



Plug-in bridge, Pitch: 3.5 mm, Number of positions: 4, Color: gray

---

Plug-in bridge - FBS 5-3,5 GY - 3213183



Plug-in bridge, Pitch: 3.5 mm, Number of positions: 5, Color: gray

---

Plug-in bridge - FBS 10-3,5 GY - 3213196



Plug-in bridge, Pitch: 3.5 mm, Number of positions: 10, Color: gray

---

Plug-in bridge - FBS 20-3,5 GY - 3213206



Plug-in bridge, Pitch: 3.5 mm, Number of positions: 20, Color: gray

---

Labeled terminal marker

## Knife disconnect terminal block - PT 1,5/S-TWIN-MT BU - 3210312

### Accessories

#### Zack marker strip - ZB 3,5 CUS - 0829415



Zack marker strip, can be ordered: Strip, white, labeled according to customer specifications, Mounting type: Snap into tall marker groove, for terminal block width: 3.5 mm, Lettering field: 3.5 x 10.5 mm

---

#### Zack marker strip - ZB 3,5,LGS:FORTL.ZAHLEN - 0801404



Zack marker strip, Strip, white, labeled, Printed horizontally: Consecutive numbers 1 - 10, 11 - 20, etc. up to 91 - 100, Mounting type: Snap into tall marker groove, for terminal block width: 3.5 mm, Lettering field: 3.5 x 10.5 mm

---

#### Zack marker strip - ZB 3,5,QR:FORT.ZAHLEN - 0801405



Zack marker strip, Strip, white, labeled, Printed vertically: Consecutive numbers 1 - 10, 11 - 20, etc. up to 91 - 100, Mounting type: Snap into tall marker groove, for terminal block width: 3.5 mm, Lettering field: 3.5 x 10.5 mm

---

#### Marker for terminal blocks - UCT-TM 3,5 CUS - 0829581



Marker for terminal blocks, can be ordered: by sheet, white, labeled according to customer specifications, Mounting type: Snap into tall marker groove, for terminal block width: 3.5 mm, Lettering field: 2.95 x 10.5 mm

---

#### Zack Marker strip, flat - ZBF 3,5 CUS - 0829394



Zack Marker strip, flat, can be ordered: Strip, white, labeled according to customer specifications, Mounting type: Snap into flat marker groove, for terminal block width: 3.5 mm, Lettering field: 3.5 x 5.2 mm

## Knife disconnect terminal block - PT 1,5/S-TWIN-MT BU - 3210312

### Accessories

Zack Marker strip, flat - ZBF 3,5,LGS:FORTL.ZAHLEN - 0801406



Zack Marker strip, flat, Strip, white, labeled, Printed horizontally: Consecutive numbers 1 - 10, 11 - 20, etc. up to 91 - 100, Mounting type: Snap into flat marker groove, for terminal block width: 3.5 mm, Lettering field: 5.15 x 3.5 mm

Zack Marker strip, flat - ZBF 3,5,QR:FORTL.ZAHLEN - 0801407



Zack Marker strip, flat, Strip, white, labeled, Printed vertically: Consecutive numbers 1 - 10, 11 - 20, etc. up to 91 - 100, Mounting type: Snap into flat marker groove, for terminal block width: 3.5 mm, Lettering field: 5.15 x 3.5 mm

Marker for terminal blocks - UCT-TMF 3,5 CUS - 0829644



Marker for terminal blocks, can be ordered: by sheet, white, labeled according to customer specifications, Mounting type: Snap into flat marker groove, for terminal block width: 3.5 mm, Lettering field: 2.7 x 4.7 mm

### Marker carriers

Group marker label for terminal marking - GBS-ZB/26X6 - 0809298



Group marking label, snaps onto terminal center for screw, spring-cage and quick connection terminal blocks, labeled with ESL 26x6 mm or EST 25x6 mm, in the foot part with Zack marker strip, length: 29 mm

### Partition plate

Partition plate - ATP-ST-TWIN - 3030789



Partition plate, Length: 76.6 mm, Width: 2 mm, Height: 45 mm, Color: gray

## Knife disconnect terminal block - PT 1,5/S-TWIN-MT BU - 3210312

### Accessories

---

Spacer plate - DP PS-3,5 - 3031011



Spacer plate, Length: 15.9 mm, Width: 3.5 mm, Height: 33.5 mm, Number of positions: 1, Color: red

---

### Planning and marking software

Software - CLIP-PROJECT ADVANCED - 5146040



Multilingual software for convenient configuration of Phoenix Contact products on standard DIN rails.

---

Software - CLIP-PROJECT PROFESSIONAL - 5146053



Multilingual software for terminal strip configuration. A marking module enables the professional marking of markers and labels for identifying terminal blocks, conductors and cables, and devices.

---

### Reducing bridge

Reducing bridge - RB ST (2,5/4)-1,5/S - 3214356



Reducing bridge, Pitch: 6.7 mm, Length: 22.7 mm, Width: 10.4 mm, Number of positions: 2, Color: red

---

## Knife disconnect terminal block - PT 1,5/S-TWIN-MT BU - 3210312

### Accessories

Reducing bridge - RB ST 6-1,5/S - 3213250



Reducing bridge, Pitch: 8 mm, Length: 29.9 mm, Width: 12.9 mm, Number of positions: 2, Color: red

---

### Screwdriver tools

Screwdriver - SZF 0-0,4X2,5 - 1204504



Actuation tool, for ST terminal blocks, also suitable for use as a bladed screwdriver, size: 0.4 x 2.5 x 75 mm, 2-component grip, with non-slip grip

---

Screwdriver - ST-BW 0 - 1200135



Actuation tool, for all 1.5 mm<sup>2</sup> spring cages from PT 1,5/S and FT 1,5/S

---

### Terminal marking

Zack marker strip - ZB 3,5:UNBEDRUCKT - 0829414



Zack marker strip, Strip, white, unlabeled, can be labeled with: CMS-P1-PLOTTER, PLOTMARK, Mounting type: Snap into tall marker groove, for terminal block width: 3.5 mm, Lettering field: 3.5 x 10.5 mm

---

Marker for terminal blocks - UCT-TM 3,5 - 0829484



Marker for terminal blocks, Sheet, white, unlabeled, can be labeled with: THERMOMARK PRIME, THERMOMARK CARD, BLUEMARK CLED, BLUEMARK LED, TOPMARK LASER, Mounting type: Snap into tall marker groove, for terminal block width: 3.5 mm, Lettering field: 2.95 x 10.5 mm

## Knife disconnect terminal block - PT 1,5/S-TWIN-MT BU - 3210312

### Accessories

---

#### Zack Marker strip, flat - ZBF 3,5:UNBEDRUCKT - 0829392



Zack Marker strip, flat, Strip, white, unlabeled, can be labeled with: CMS-P1-PLOTTER, PLOTMARK, Mounting type: Snap into flat marker groove, for terminal block width: 3.5 mm, Lettering field: 3.5 x 5.2 mm

#### Marker for terminal blocks - UCT-TMF 3,5 - 0829486



Marker for terminal blocks, Sheet, white, unlabeled, can be labeled with: THERMOMARK PRIME, THERMOMARK CARD, BLUEMARK CLED, BLUEMARK LED, TOPMARK LASER, Mounting type: Snap into flat marker groove, for terminal block width: 3.5 mm, Lettering field: 2.7 x 4.7 mm

#### Marker for terminal blocks - TMT (EX9,5)R - 0828295



Marker for terminal blocks, Roll, white, unlabeled, can be labeled with: THERMOMARK ROLL, THERMOMARK ROLL X1, THERMOMARK ROLLMASTER 300/600, THERMOMARK X1.2, Mounting type: Snap into universal marker groove, Snap into tall marker groove, Lettering field: 9.5 x 50000 mm

#### Marker for terminal blocks - US-TM 100 - 0829255



Marker for terminal blocks, Card, white, unlabeled, can be labeled with: THERMOMARK PRIME, THERMOMARK CARD, Mounting type: Snap into universal marker groove, Lettering field: 104 x 9.8 mm

### Test plug terminal block

#### Test plugs - MPS-MT - 0201744



Test plugs, with solder connection up to 1 mm<sup>2</sup> conductor cross section, Color: silver

## Knife disconnect terminal block - PT 1,5/S-TWIN-MT BU - 3210312

### Accessories

Test plugs - PS-3,5 - 3031010



Test plugs, Color: red

---

Test plugs - PS-3,5/E - 3031012



Test plugs, Color: red

---

---