

## High-current terminal block - UKH 70-3L/N/FE-F - 3076604

Please be informed that the data shown in this PDF Document is generated from our Online Catalog. Please find the complete data in the user's documentation. Our General Terms of Use for Downloads are valid (<http://phoenixcontact.com/download>)



High-current terminal block, nom. voltage: 1000 V, nominal current: 192 A, connection method: Screw connection, number of connections: 10, number of positions: 5, cross section: 16 mm<sup>2</sup> - 95 mm<sup>2</sup>, AWG: 4 - 3/0, width: 101.5 mm, height: 80 mm, color: gray/blue/black-yellow, mounting type: direct screw connection

for direct mounting

### Why buy this product

- ✓ Reliable cable connection is ensured by three-point centering of the conductor in the prismatic sleeve base
- ✓ Low contact resistance of the contact surface due to ribbing
- ✓ Screw locking by means of spring-loaded elements in the clamping part

### Key Commercial Data

Packing unit	1 STK
Minimum order quantity	2 STK
GTIN	 4 046356 654180
GTIN	4046356654180
Weight per Piece (excluding packing)	780.000 g
Custom tariff number	85369010
Country of origin	China

### Technical data

#### General

Number of positions	5
Number of levels	1
Number of connections	10
Potentials	5
Nominal cross section	70 mm <sup>2</sup>

# High-current terminal block - UKH 70-3L/N/FE-F - 3076604

## Technical data

### General

Color	gray/blue/black-yellow
Insulating material	PA
Flammability rating according to UL 94	V0
Rated surge voltage	8 kV
Degree of pollution	3
Overvoltage category	III
Insulating material group	I
Maximum power dissipation for nominal condition	6.27 W
Maximum load current	192 A (in case of a 70 mm <sup>2</sup> conductor cross section, the maximum load current must not be exceeded by the total current of all connected conductors.)
Nominal current I <sub>N</sub>	192 A
Nominal voltage U <sub>N</sub>	1000 V
Open side panel	No
Relative insulation material temperature index (Elec., UL 746 B)	130 °C
Temperature index of insulation material (DIN EN 60216-1 (VDE 0304-21))	125 °C
Static insulating material application in cold	-60 °C
Behavior in fire for rail vehicles (DIN 5510-2)	Test passed
Flame test method (DIN EN 60695-11-10)	V0
Oxygen index (DIN EN ISO 4589-2)	>32 %
NF F16-101, NF F10-102 Class I	2
NF F16-101, NF F10-102 Class F	2
Surface flammability NFPA 130 (ASTM E 162)	passed
Specific optical density of smoke NFPA 130 (ASTM E 662)	passed
Smoke gas toxicity NFPA 130 (SMP 800C)	passed
Calorimetric heat release NFPA 130 (ASTM E 1354)	28 MJ/kg
Fire protection for rail vehicles (DIN EN 45545-2) R22	HL 1 - HL 3
Fire protection for rail vehicles (DIN EN 45545-2) R23	HL 1 - HL 3
Fire protection for rail vehicles (DIN EN 45545-2) R24	HL 1 - HL 3
Fire protection for rail vehicles (DIN EN 45545-2) R26	HL 1 - HL 3

### Dimensions

Width	101.5 mm
Length	103.4 mm
Height	80 mm

### Connection data

Connection method	Screw connection
Connection in acc. with standard	IEC 60947-7-1

# High-current terminal block - UKH 70-3L/N/FE-F - 3076604

## Technical data

### Connection data

Note	Note: Product releases, connection cross sections and notes on connecting aluminum cables can be found in the download area.
Conductor cross section solid min.	16 mm <sup>2</sup>
Conductor cross section solid max.	95 mm <sup>2</sup>
Conductor cross section AWG min.	4
Conductor cross section AWG max.	3/0
Conductor cross section flexible min.	25 mm <sup>2</sup>
Conductor cross section flexible max.	70 mm <sup>2</sup>
Min. AWG conductor cross section, flexible	3
Max. AWG conductor cross section, flexible	2/0
Conductor cross section flexible, with ferrule without plastic sleeve min.	16 mm <sup>2</sup>
Conductor cross section flexible, with ferrule without plastic sleeve max.	70 mm <sup>2</sup>
Conductor cross section flexible, with ferrule with plastic sleeve min.	16 mm <sup>2</sup>
Conductor cross section flexible, with ferrule with plastic sleeve max.	70 mm <sup>2</sup>
2 conductors with same cross section, solid min.	16 mm <sup>2</sup>
2 conductors with same cross section, solid max.	25 mm <sup>2</sup>
2 conductors with same cross section, stranded min.	16 mm <sup>2</sup>
2 conductors with same cross section, stranded max.	25 mm <sup>2</sup>
2 conductors with same cross section, stranded, ferrules without plastic sleeve, min.	16 mm <sup>2</sup>
2 conductors with same cross section, stranded, ferrules without plastic sleeve, max.	25 mm <sup>2</sup>
Stripping length	24 mm
Internal cylindrical gage	A11
Screw thread	M8
Tightening torque, min	8 Nm
Tightening torque max	10 Nm

### Standards and Regulations

Connection in acc. with standard	IEC 60947-7-1
Flammability rating according to UL 94	V0
Fire protection for rail vehicles (DIN EN 45545-2) R22	HL 1 - HL 3 HL 1 - HL 3 HL 1 - HL 3 HL 1 - HL 3
Fire protection for rail vehicles (DIN EN 45545-2) R23	HL 1 - HL 3 HL 1 - HL 3 HL 1 - HL 3 HL 1 - HL 3
Fire protection for rail vehicles (DIN EN 45545-2) R24	HL 1 - HL 3 HL 1 - HL 3 HL 1 - HL 3 HL 1 - HL 3
Fire protection for rail vehicles (DIN EN 45545-2) R26	HL 1 - HL 3 HL 1 - HL 3 HL 1 - HL 3 HL 1 - HL 3

### Environmental Product Compliance

China RoHS	Environmentally friendly use period: unlimited = EFUP-e
	No hazardous substances above threshold values

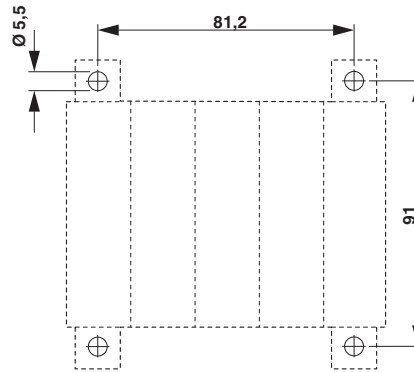
# High-current terminal block - UKH 70-3L/N/FE-F - 3076604

## Drawings

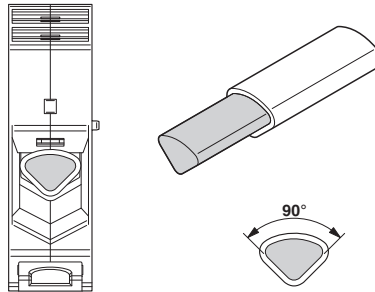
Circuit diagram



Dimensional drawing



Schematic diagram



Connecting aluminum cables. Further notes can be found in the download area

## Classifications

eCl@ss

eCl@ss 4.0	27141120
eCl@ss 4.1	27141120
eCl@ss 5.0	27141120
eCl@ss 5.1	27141120
eCl@ss 6.0	27141120
eCl@ss 7.0	27141120
eCl@ss 8.0	27141120
eCl@ss 9.0	27141120

ETIM

ETIM 3.0	EC000897
ETIM 4.0	EC000901

# High-current terminal block - UKH 70-3L/N/FE-F - 3076604

## Classifications

### ETIM

ETIM 5.0	EC000897
ETIM 6.0	EC000897

### UNSPSC

UNSPSC 6.01	30211811
UNSPSC 7.0901	39121410
UNSPSC 11	39121410
UNSPSC 12.01	39121410
UNSPSC 13.2	39121410

## Approvals

### Approvals


#### Approvals

EAC / UL Recognized / cUL Recognized / EAC / cULus Recognized

#### Ex Approvals

### Approval details

EAC		EAC-Zulassung
-----	---	---------------

UL Recognized		<a href="http://database.ul.com/cgi-bin/XYV/template/LISEXT/1FRAME/index.htm">http://database.ul.com/cgi-bin/XYV/template/LISEXT/1FRAME/index.htm</a>	FILE E 60425
	B	C	
mm <sup>2</sup> /AWG/kcmil	6-3/0	6-3/0	
Nominal current I <sub>N</sub>	192 A	192 A	
Nominal voltage U <sub>N</sub>	1000 V	1000 V	

# High-current terminal block - UKH 70-3L/N/FE-F - 3076604

## Approvals

cUL Recognized		<a href="http://database.ul.com/cgi-bin/XYV/template/LISEXT/1FRAME/index.htm">http://database.ul.com/cgi-bin/XYV/template/LISEXT/1FRAME/index.htm</a>	FILE E 60425
	B	C	
mm <sup>2</sup> /AWG/kcmil	6-3/0	6-3/0	
Nominal current I <sub>N</sub>	192 A	192 A	
Nominal voltage U <sub>N</sub>	1000 V	1000 V	

EAC		7500651.22.01.00246
-----	--	---------------------

cULus Recognized		<a href="http://database.ul.com/cgi-bin/XYV/template/LISEXT/1FRAME/index.htm">http://database.ul.com/cgi-bin/XYV/template/LISEXT/1FRAME/index.htm</a>
------------------	--	---

## Accessories

### Accessories

#### Labeled terminal marker

Zack marker strip - ZB 10 CUS - 0824941



Zack marker strip, can be ordered: Strip, white, labeled according to customer specifications, mounting type: snap into tall marker groove, for terminal block width: 10.2 mm, lettering field size: 10.15 x 10.5 mm

Zack marker strip - ZB10,LGS:FORTL.ZAHLEN - 1053014



Zack marker strip, Strip, white, labeled, can be labeled with: CMS-P1-PLOTTER, printed horizontally: consecutive numbers 1 - 10, 11 - 20, etc. up to 991 - 1000, mounting type: snap into tall marker groove, for terminal block width: 10.2 mm, lettering field size: 10.15 x 10.5 mm

## High-current terminal block - UKH 70-3L/N/FE-F - 3076604

### Accessories

#### Zack marker strip - ZB10,QR:FORTL.ZAHLEN - 1053027



Zack marker strip, Strip, white, labeled, can be labeled with: CMS-P1-PLOTTER, Printed vertically: consecutive numbers 1 - 10, 11 - 20, etc. up to 991 - 1000, mounting type: snap into tall marker groove, for terminal block width: 10.2 mm, lettering field size: 10.15 x 10.5 mm

#### Zack marker strip - ZB10,LGS:GLEICHE ZAHLEN - 1053030



Zack marker strip, Strip, white, labeled, can be labeled with: CMS-P1-PLOTTER, printed horizontally: Identical numbers 1 or 2, etc. up to 100, mounting type: snap into tall marker groove, for terminal block width: 10.2 mm, lettering field size: 10.15 x 10.5 mm

#### Marker for terminal blocks - ZB10,LGS:L1-N,PE - 1053412



Marker for terminal blocks, Strip, white, labeled, can be labeled with: CMS-P1-PLOTTER, Horizontal: L1, L2, L3, N, PE, L1, L2, L3, N, PE, mounting type: snap into tall marker groove, for terminal block width: 10.2 mm, lettering field size: 10.15 x 10.5 mm

#### Marker for terminal blocks - ZB10,LGS:U-N - 1053438



Marker for terminal blocks, Strip, white, labeled, can be labeled with: CMS-P1-PLOTTER, Horizontal: U, V, W, N, GND, U, V, W, N, GND, mounting type: snap into tall marker groove, for terminal block width: 10.2 mm, lettering field size: 10.15 x 10.5 mm

#### Marker for terminal blocks - UC-TM 10 CUS - 0824605



Marker for terminal blocks, can be ordered: by sheet, white, labeled according to customer specifications, mounting type: snap into tall marker groove, for terminal block width: 10.2 mm, lettering field size: 9.6 x 10.5 mm

## High-current terminal block - UKH 70-3L/N/FE-F - 3076604

### Accessories

Marker for terminal blocks - UCT-TM 10 CUS - 0829623



Marker for terminal blocks, can be ordered: by sheet, white, labeled according to customer specifications, mounting type: snap into tall marker groove, for terminal block width: 10.2 mm, lettering field size: 8.9 x 9.6 mm

---

Marker for terminal blocks - TMT 10 R CUS - 0824500



Marker for terminal blocks, can be ordered: by line, white, labeled according to customer specifications, mounting type: snap into universal marker groove, snap into flat marker groove, for terminal block width: 10.2 mm, lettering field size: 6.35 x 10.15 mm

---

Marker pen

Marker pen - X-PEN 0,35 - 0811228



Marker pen without ink cartridge, for manual labeling of markers, labeling extremely wipe-proof, line thickness 0.35 mm

---

Mounting material

Insertion profile - UKH 50 EP - 3009228



Insertion profile, color: silver

---

Pick-off terminal block

## High-current terminal block - UKH 70-3L/N/FE-F - 3076604

### Accessories

Pick-off terminal block - AGK 10-UKH 50 - 3001763



Pick-off terminal block, nom. voltage: 1000 V, nominal current: 57 A, connection method: Screw connection, number of connections: 1, cross section: 0.5 mm<sup>2</sup> - 10 mm<sup>2</sup>, AWG: 20 - 8, width: 10.2 mm, height: 34.7 mm, color: gray, mounting type: on base element

---

### Screw bridge

Fixed bridge - FBI 2-20 N - 3213195



Fixed bridge, pitch: 20 mm, number of positions: 2, color: silver

---

Fixed bridge - FBI 3-20 N - 3213205



Fixed bridge, pitch: 20 mm, number of positions: 3, color: silver

---

Fixed bridge - FBI 2-20 N EX - 3213210



Fixed bridge, number of positions: 2, color: silver

---

Fixed bridge - FBI 3-20 N EX - 3213211



Fixed bridge, number of positions: 3, color: silver

## High-current terminal block - UKH 70-3L/N/FE-F - 3076604

### Accessories

#### Socket spanner

Tool - VDE-ISS 6 - 1201934



Allen wrench, fully insulated, safety tool in accordance with EN 60900, length: 200 mm, handle width: 110 mm, for all terminal blocks with 8 mm Allen screw

---

#### Terminal marking

Zack marker strip - ZB 10:UNBEDRUCKT - 1053001



Zack marker strip, Strip, white, unlabeled, can be labeled with: CMS-P1-PLOTTER, PLOTMARK, mounting type: snap into tall marker groove, for terminal block width: 10.2 mm, lettering field size: 10.5 x 10.15 mm

---

Marker for terminal blocks - UC-TM 10 - 0818069



Marker for terminal blocks, Sheet, white, unlabeled, can be labeled with: BLUEMARK CLED, BLUEMARK LED, CMS-P1-PLOTTER, PLOTMARK, mounting type: snap into tall marker groove, for terminal block width: 10.2 mm, lettering field size: 9.6 x 10.5 mm

---

Marker for terminal blocks - UCT-TM 10 - 0829142



Marker for terminal blocks, Sheet, white, unlabeled, can be labeled with: THERMOMARK PRIME, THERMOMARK CARD, BLUEMARK CLED, BLUEMARK LED, TOPMARK LASER, mounting type: snap into tall marker groove, for terminal block width: 10.2 mm, lettering field size: 8.9 x 9.6 mm

---

Marker for terminal blocks - TMT 10 R - 0816210



Marker for terminal blocks, Roll, white, unlabeled, can be labeled with: THERMOMARK ROLL, THERMOMARK ROLL X1, THERMOMARK ROLLMASTER 300/600, THERMOMARK X1.2, THERMOMARK S1.1, perforated, mounting type: snap into universal marker groove, snap into flat marker groove, for terminal block width: 10.2 mm, lettering field size: 6.35 x 10.15 mm

# High-current terminal block - UKH 70-3L/N/FE-F - 3076604

## Accessories

---

---

Phoenix Contact 2018 © - all rights reserved  
<http://www.phoenixcontact.com>