

Plug - UP 4/ 1-L - 3060021

Please be informed that the data shown in this PDF Document is generated from our Online Catalog. Please find the complete data in the user's documentation. Our General Terms of Use for Downloads are valid (<http://phoenixcontact.com/download>)



Plug, Connection method: Screw connection, Number of positions: 1, Cross section: 0.2 mm² - 6 mm², AWG: 24 - 10, Width: 6.2 mm, Height: 41.2 mm, Color: gray

Illustration shows various versions of the product (left, center and right element) in different color combinations

Product Description

Connector element left, left housing without engagement pin, right opened without cover

Product Features

- The screw plugs can be combined with COMBI terminal blocks with all forms of connection technology and are available in two versions
- The COMBI plugs for self-assembly provide solutions that users can implement themselves
- The plugs are assembled directly on site by snapping together single-position plug elements
- The plug design enables space-saving potential distribution by using four-conductor terminal blocks with two slots



Key Commercial Data

Packing unit	1 pc
Minimum order quantity	50 pc
Weight per Piece (excluding packing)	27.5 g
Custom tariff number	85366990
Country of origin	Poland

Technical data

General

Number of levels	1
Number of connections	1
Nominal cross section	4 mm ²
Color	gray
Insulating material	PA

Plug - UP 4/ 1-L - 3060021

Technical data

General

Flammability rating according to UL 94	V0
Maximum load current	32 A (with 6 mm ² conductor cross section)
Rated surge voltage	8 kV
Degree of pollution	3
Overvoltage category	III
Insulating material group	I
Connection in acc. with standard	IEC 61984
Maximum load current	32 A (with 6 mm ² conductor cross section)
Nominal current I _N	32 A
Nominal voltage U _N	800 V
Number of positions	1

Dimensions

Width	6.2 mm
Length	21 mm
Height	41.2 mm
	24.80 mm

Connection data

Connection method	Screw connection
Connection in acc. with standard	IEC 61984
Conductor cross section solid min.	0.2 mm ²
Conductor cross section solid max.	6 mm ²
Conductor cross section AWG min.	24
Conductor cross section AWG max.	10
Conductor cross section flexible min.	0.2 mm ²
Conductor cross section flexible max.	6 mm ²
Min. AWG conductor cross section, flexible	24
Max. AWG conductor cross section, flexible	10
Conductor cross section flexible, with ferrule without plastic sleeve min.	0.25 mm ²
Conductor cross section flexible, with ferrule without plastic sleeve max.	4 mm ²
Conductor cross section flexible, with ferrule with plastic sleeve min.	0.25 mm ²
Conductor cross section flexible, with ferrule with plastic sleeve max.	4 mm ²
2 conductors with same cross section, solid min.	0.2 mm ²
2 conductors with same cross section, solid max.	1.5 mm ²
2 conductors with same cross section, stranded min.	0.2 mm ²
2 conductors with same cross section, stranded max.	1.5 mm ²
2 conductors with same cross section, stranded, TWIN ferrules with plastic sleeve, min.	0.5 mm ²

Plug - UP 4/ 1-L - 3060021

Technical data

Connection data

2 conductors with same cross section, stranded, TWIN ferrules with plastic sleeve, max.	1.5 mm ²
2 conductors with same cross section, stranded, ferrules without plastic sleeve, min.	0.25 mm ²
2 conductors with same cross section, stranded, ferrules without plastic sleeve, max.	1.5 mm ²
Stripping length	9 mm
Internal cylindrical gage	A4
Screw thread	M3
Tightening torque, min	0.6 Nm
Tightening torque max	0.8 Nm

Standards and Regulations

Connection in acc. with standard	CUL
	IEC 61984
Flammability rating according to UL 94	V0

Classifications

eCl@ss

eCl@ss 4.0	272607xx
eCl@ss 4.1	27260701
eCl@ss 5.0	27260701
eCl@ss 5.1	27260701
eCl@ss 6.0	27141120
eCl@ss 7.0	27141120
eCl@ss 8.0	27141151

ETIM

ETIM 2.0	EC000897
ETIM 3.0	EC000897
ETIM 4.0	EC002021
ETIM 5.0	EC002021

UNSPSC

UNSPSC 6.01	30211802
UNSPSC 7.0901	39121402
UNSPSC 11	39121402
UNSPSC 12.01	39121402

Plug - UP 4/ 1-L - 3060021

Classifications

UNSPSC

UNSPSC 13.2	39121402
-------------	----------

Approvals

Approvals


Approvals


UL Recognized / cUL Recognized / EAC / CSA / KEMA-KEUR / IECCEB Scheme / cULus Recognized

Ex Approvals

Approvals submitted

Approval details

UL Recognized 		
	B	C
mm ² /AWG/kcmil	26-10	26-10
Nominal current I _N	30 A	30 A
Nominal voltage U _N	600 V	600 V

cUL Recognized 		
	B	C
mm ² /AWG/kcmil	26-10	26-10
Nominal current I _N	30 A	30 A
Nominal voltage U _N	600 V	600 V

EAC

Plug - UP 4/ 1-L - 3060021

Approvals

CSA		
	B	C
mm ² /AWG/kcmil	26-10	26-10
Nominal current I _N	30 A	30 A
Nominal voltage U _N	600 V	600 V

KEMA-KEUR	
Nominal current I _N	32 A
Nominal voltage U _N	800 V

IECEE CB Scheme	
Nominal current I _N	32 A
Nominal voltage U _N	800 V

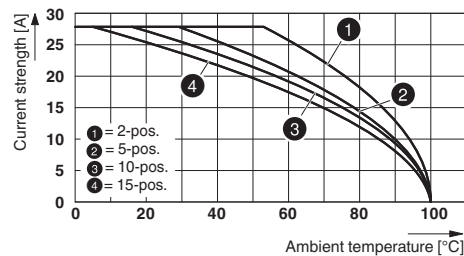
cULus Recognized	
------------------	--

Drawings

Circuit diagram



Diagram



Plug - UP 4/ 1-L - 3060021

Schematic diagram

