

## Bolt connection terminal block - RBO 5 - 3058059

Please be informed that the data shown in this PDF Document is generated from our Online Catalog. Please find the complete data in the user's documentation. Our General Terms of Use for Downloads are valid (<http://phoenixcontact.com/download>)



Feed-through terminal block with bolt connection method, cross section: 0.1 - 6 mm<sup>2</sup>, AWG: 26 - 10, width 13 mm, color: gray

### Product Features

- Compact connection with ring and fork-type cable lugs
- Mounting on standard DIN rails or directly in control boxes
- Isolator bridge bar for switchable cross connections
- Bridge shaft for potential distribution using standard screw bridges



### Key Commercial Data

Packing unit	1 pc
Minimum order quantity	50 pc
Weight per Piece (excluding packing)	19.6 g
Custom tariff number	85369010
Country of origin	India

### Technical data

#### General

Number of levels	1
Number of connections	2
Nominal cross section	10 mm <sup>2</sup>
Color	gray
Insulating material	PA
Flammability rating according to UL 94	V0
Rated surge voltage	8 kV
Degree of pollution	3
Overvoltage category	III

## Bolt connection terminal block - RBO 5 - 3058059

### Technical data

#### General

Insulating material group	I
Connection in acc. with standard	IEC 60947-7-1
Maximum load current	57 A (with 10 mm <sup>2</sup> conductor cross section)
Nominal current I <sub>N</sub>	57 A
Nominal voltage U <sub>N</sub>	800 V
Open side panel	Yes
Result of surge voltage test	Test passed
Surge voltage test setpoint	9.8 kV
Result of power-frequency withstand voltage test	Test passed
Power frequency withstand voltage setpoint	2 kV
Result of the test for mechanical stability of terminal points (5 x conductor connection)	Test passed
Result of tight fit on support	Test passed
Tight fit on carrier	NS 32/NS 35
Setpoint	5 N
Result of voltage-drop test	Test passed
Requirements, voltage drop	≤ 3.2 mV
Result of temperature-rise test	Test passed
Short circuit stability result	Test passed
Conductor cross section short circuit testing	10 mm <sup>2</sup>
Short-time current	1.2 kA
Result of thermal test	Test passed
Proof of thermal characteristics (needle flame) effective duration	30 s
Oscillation, broadband noise test result	Test passed
Relative insulation material temperature index (Elec., UL 746 B)	130 °C
Temperature index of insulation material (DIN EN 60216-1 (VDE 0304-21))	130 °C
Static insulating material application in cold	-60 °C

#### Dimensions

Width	13 mm
End cover width	2.2 mm
Length	53.3 mm
Height NS 35/7,5	47 mm
Height NS 35/15	54.5 mm
Height NS 32	52 mm

#### Connection data

Note	Connection bolts
Connection method	Bolt connection

## Bolt connection terminal block - RBO 5 - 3058059

### Technical data

#### Connection data

Connection in acc. with standard	IEC 60947-7-1
Conductor cross section solid min.	0.1 mm <sup>2</sup>
Conductor cross section solid max.	10 mm <sup>2</sup>
Conductor cross section AWG min.	26
Conductor cross section AWG max.	8
Conductor cross section flexible min.	0.1 mm <sup>2</sup>
Conductor cross section flexible max.	10 mm <sup>2</sup>
Min. AWG conductor cross section, flexible	26
Max. AWG conductor cross section, flexible	8
Cable lug connection according to standard	DIN 46 234
Min. cross section for cable lug connection	0.1 mm <sup>2</sup>
Max. cross section for cable lug connection	10 mm <sup>2</sup>
Hole diameter, min.	5.3 mm
Cable lug width, max.	10 mm
Bolt diameter	5 mm
Cable lug connection according to standard	DIN 46237
Min. cross section for cable lug connection	0.5 mm <sup>2</sup>
Max. cross section for cable lug connection	6 mm <sup>2</sup>
Hole diameter, min.	5.3 mm
Cable lug width, max.	10 mm
Bolt diameter	5 mm
Screw thread	M5
Tightening torque, min	2 Nm
Tightening torque max	2.2 Nm

#### Standards and Regulations

Connection in acc. with standard	CUL
	IEC 60947-7-1
	DIN 46 234
	DIN 46237
Flammability rating according to UL 94	V0

### Classifications

#### eCl@ss

eCl@ss 4.0	27141120
eCl@ss 4.1	27141120
eCl@ss 5.0	27141120

## Bolt connection terminal block - RBO 5 - 3058059

### Classifications

#### eCl@ss

eCl@ss 5.1	27141120
eCl@ss 6.0	27141120
eCl@ss 7.0	27141120
eCl@ss 8.0	27141120
eCl@ss 9.0	27141120

#### ETIM

ETIM 2.0	EC000897
ETIM 3.0	EC000897
ETIM 4.0	EC000897
ETIM 5.0	EC000897

#### UNSPSC

UNSPSC 6.01	30211811
UNSPSC 7.0901	39121410
UNSPSC 11	39121410
UNSPSC 12.01	39121410
UNSPSC 13.2	39121410

### Approvals

#### Approvals

---

#### Approvals

UL Recognized / cUL Recognized / EAC / cULus Recognized

---

#### Ex Approvals

---


#### Approvals submitted


---

#### Approval details


## Bolt connection terminal block - RBO 5 - 3058059

### Approvals

UL Recognized 		
	B	C
Nominal current I <sub>N</sub>	45 A	45 A
Nominal voltage U <sub>N</sub>	600 V	600 V

cUL Recognized 		
	B	C
Nominal current I <sub>N</sub>	45 A	45 A
Nominal voltage U <sub>N</sub>	600 V	600 V

EAC

cULus Recognized 

### Drawings

Circuit diagram

