

Plug - UPBV 4/ 8 - 3045871

Please be informed that the data shown in this PDF Document is generated from our Online Catalog. Please find the complete data in the user's documentation. Our General Terms of Use for Downloads are valid (<http://phoenixcontact.com/download>)



Plug, Connection method: Screw connection, Number of positions: 8, Cross section: 0.14 mm² - 6 mm², AWG: 26 - 10, Width: 49.6 mm, Height: 48.5 mm, Color: gray

The illustration shows the 6-position version

Product Features

- Can be bridged with FBS ... standard bridges
- Plug with two conductor connection directions
- UPBV... can be bridged
- The connected conductors can be led directly into the cable duct to save space



Key Commercial Data

Packing unit	1 pc
Weight per Piece (excluding packing)	49.69 g
Custom tariff number	85366990
Country of origin	Poland

Technical data

General

Number of levels	1
Number of connections	8
Nominal cross section	4 mm ²
Color	gray
Insulating material	PA
Flammability rating according to UL 94	V0
Maximum load current	32 A (with 6 mm ² conductor cross section)
Rated surge voltage	8 kV
Degree of pollution	3

Plug - UPBV 4/ 8 - 3045871

Technical data

General

Overvoltage category	III
Insulating material group	I
Connection in acc. with standard	IEC 61984
Maximum load current	32 A (with 6 mm ² conductor cross section)
Nominal current I _N	32 A
Nominal voltage U _N	800 V

Dimensions

Width	49.6 mm
Length	22 mm
Height	48.5 mm
	32.20 mm

Connection data

Connection method	Screw connection
Connection in acc. with standard	IEC 61984
Conductor cross section solid min.	0.14 mm ²
Conductor cross section solid max.	6 mm ²
Conductor cross section AWG min.	26
Conductor cross section AWG max.	10
Conductor cross section flexible min.	0.14 mm ²
Conductor cross section flexible max.	6 mm ²
Min. AWG conductor cross section, flexible	26
Max. AWG conductor cross section, flexible	10
Conductor cross section flexible, with ferrule without plastic sleeve min.	0.14 mm ²
Conductor cross section flexible, with ferrule without plastic sleeve max.	4 mm ²
Conductor cross section flexible, with ferrule with plastic sleeve min.	0.14 mm ²
Conductor cross section flexible, with ferrule with plastic sleeve max.	4 mm ²
2 conductors with same cross section, solid min.	0.14 mm ²
2 conductors with same cross section, solid max.	1.5 mm ²
2 conductors with same cross section, stranded min.	0.14 mm ²
2 conductors with same cross section, stranded max.	1.5 mm ²
2 conductors with same cross section, stranded, TWIN ferrules with plastic sleeve, min.	0.5 mm ²
2 conductors with same cross section, stranded, TWIN ferrules with plastic sleeve, max.	1 mm ²
2 conductors with same cross section, stranded, ferrules without plastic sleeve, min.	0.14 mm ²
2 conductors with same cross section, stranded, ferrules without plastic sleeve, max.	1.5 mm ²

Plug - UPBV 4/ 8 - 3045871

Technical data

Connection data

Stripping length	9 mm
Internal cylindrical gage	A4
Screw thread	M3
Tightening torque, min	0.6 Nm
Tightening torque max	0.8 Nm

Standards and Regulations

Connection in acc. with standard	CUL
	IEC 61984
Flammability rating according to UL 94	V0

Classifications

eCl@ss

eCl@ss 4.0	272607xx
eCl@ss 4.1	27260701
eCl@ss 5.0	27260701
eCl@ss 5.1	27260701
eCl@ss 6.0	27141120
eCl@ss 7.0	27141120
eCl@ss 8.0	27141151

ETIM

ETIM 2.0	EC000897
ETIM 3.0	EC000897
ETIM 4.0	EC002021
ETIM 5.0	EC002021

UNSPSC

UNSPSC 6.01	30211802
UNSPSC 7.0901	39121402
UNSPSC 11	39121402
UNSPSC 12.01	39121402
UNSPSC 13.2	39121402

Approvals

Approvals

Plug - UPBV 4/ 8 - 3045871

Approvals


Approvals


UL Recognized / cUL Recognized / EAC / CSA / cULus Recognized

Ex Approvals


Approvals submitted

Approval details

UL Recognized 		
	B	C
mm ² /AWG/kcmil	26-10	26-10
Nominal current I _N	30 A	30 A
Nominal voltage U _N	600 V	600 V

cUL Recognized 		
	B	C
mm ² /AWG/kcmil	26-10	26-10
Nominal current I _N	30 A	30 A
Nominal voltage U _N	600 V	600 V

EAC

CSA 		
	B	C
mm ² /AWG/kcmil	26-10	26-10
Nominal current I _N	30 A	30 A
Nominal voltage U _N	600 V	600 V

Plug - UPBV 4/ 8 - 3045871

Approvals

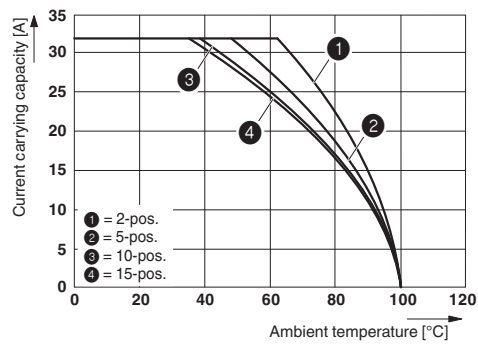


Drawings

Circuit diagram



Diagram



The figure shows the derating curve of the UT 4/1P... terminal block in connection with the UPVB 4 plug