

# Plug - UPBV 4/ 2

3045813

<https://www.phoenixcontact.com/de/produkte/3045813>



Please be informed that the data shown in this PDF document is generated from our Online Catalog. Please find the complete data in the user documentation. Our General Terms of Use for Downloads are valid.



Plug, nom. voltage: 800 V, nominal current: 32 A, number of positions: 2, connection method: Screw connection, Rated cross section: 4 mm<sup>2</sup>, cross section: 0.14 mm<sup>2</sup>- 6 mm<sup>2</sup>, color: gray

## Your advantages

- Can be bridged with FBS ... standard bridges
- Connector with lateral conductor connection direction
- The connected conductors can be led directly into the cable duct to save space

## Commercial Data

Item number	3045813
Packing unit	50 pc
Minimum order quantity	1 pc
Sales Key	A1 - Reihenklemmen
Product Key	BE1144
Catalog Page	Page 335 (C-1-2019)
GTIN	4046356083324
Weight per Piece (including packing)	12,68 g
Weight per Piece (excluding packing)	12,06 g
Customs tariff number	85366990
Country of origin	TR

## Technical Data

### Product properties

Product type	Terminal plug
Number of positions	2
Pitch	6.2 mm
Potentials	1

### Insulation characteristics

Overvoltage category	III
Degree of pollution	3

### Electrical properties

Rated surge voltage	8 kV
---------------------	------

### Connection data

Nominal cross section	4 mm <sup>2</sup>
Screw thread	M3
Tightening torque	0.6 ... 0.8 Nm
Stripping length	9 mm
Internal cylindrical gage	A4
Connection in acc. with standard	IEC 61984
Conductor cross section solid	0.14 mm <sup>2</sup> ... 6 mm <sup>2</sup>
Cross section AWG	26 ... 10 (converted acc. to IEC)
Conductor cross section flexible	0.14 mm <sup>2</sup> ... 6 mm <sup>2</sup>
Conductor cross section, flexible [AWG]	26 ... 10 (converted acc. to IEC)
Flexible conductor cross section flexible (ferrule, w/o plastic sleeve)	0.14 mm <sup>2</sup> ... 4 mm <sup>2</sup>
Flexible conductor cross section (ferrule with plastic sleeve)	0.14 mm <sup>2</sup> ... 4 mm <sup>2</sup>
2 conductors with same cross section, solid	0.14 mm <sup>2</sup> ... 1.5 mm <sup>2</sup>
2 conductors with same cross section, flexible	0.14 mm <sup>2</sup> ... 1.5 mm <sup>2</sup>
2 conductors with same cross section, flexible, with ferrule without plastic sleeve	0.14 mm <sup>2</sup> ... 1.5 mm <sup>2</sup>
2 conductors with the same cross section, flexible, with TWIN ferrule with plastic sleeve	0.5 mm <sup>2</sup> ... 1 mm <sup>2</sup>
Nominal current	32 A
Maximum load current	32 A (with 6 mm <sup>2</sup> conductor cross section)
Nominal voltage	800 V
Nominal cross section	4 mm <sup>2</sup>

### Dimensions

Width	12.4 mm
Height	48.5 mm
Length	22 mm
Pitch	6.2 mm

## Material specifications

Color	gray
Flammability rating according to UL 94	V0
Insulating material group	I
Insulating material	PA
Static insulating material application in cold	-60 °C
Temperature index of insulation material (DIN EN 60216-1 (VDE 0304-21))	130 °C
Relative insulation material temperature index (Elec., UL 746 B)	130 °C
Fire protection for rail vehicles (DIN EN 45545-2) R22	HL 1 - HL 3
Fire protection for rail vehicles (DIN EN 45545-2) R23	HL 1 - HL 3
Fire protection for rail vehicles (DIN EN 45545-2) R24	HL 1 - HL 3
Fire protection for rail vehicles (DIN EN 45545-2) R26	HL 1 - HL 3
Calorimetric heat release NFPA 130 (ASTM E 1354)	28 MJ/kg
Surface flammability NFPA 130 (ASTM E 162)	passed
Specific optical density of smoke NFPA 130 (ASTM E 662)	passed
Smoke gas toxicity NFPA 130 (SMP 800C)	passed

## Environmental and real-life conditions

### Ambient conditions

Ambient temperature (operation)	-60 °C ... 105 °C (max. short-term operating temperature RTI Elec.)
Ambient temperature (storage/transport)	-25 °C ... 60 °C (for a short time, not exceeding 24 h, -60 °C to +70 °C)
Ambient temperature (assembly)	-5 °C ... 70 °C
Ambient temperature (actuation)	-5 °C ... 70 °C
Permissible humidity (storage/transport)	30 % ... 70 %

## Standards and regulations

Connection in acc. with standard	IEC 61984
----------------------------------	-----------

# Plug - UPBV 4/ 2

3045813

<https://www.phoenixcontact.com/de/produkte/3045813>

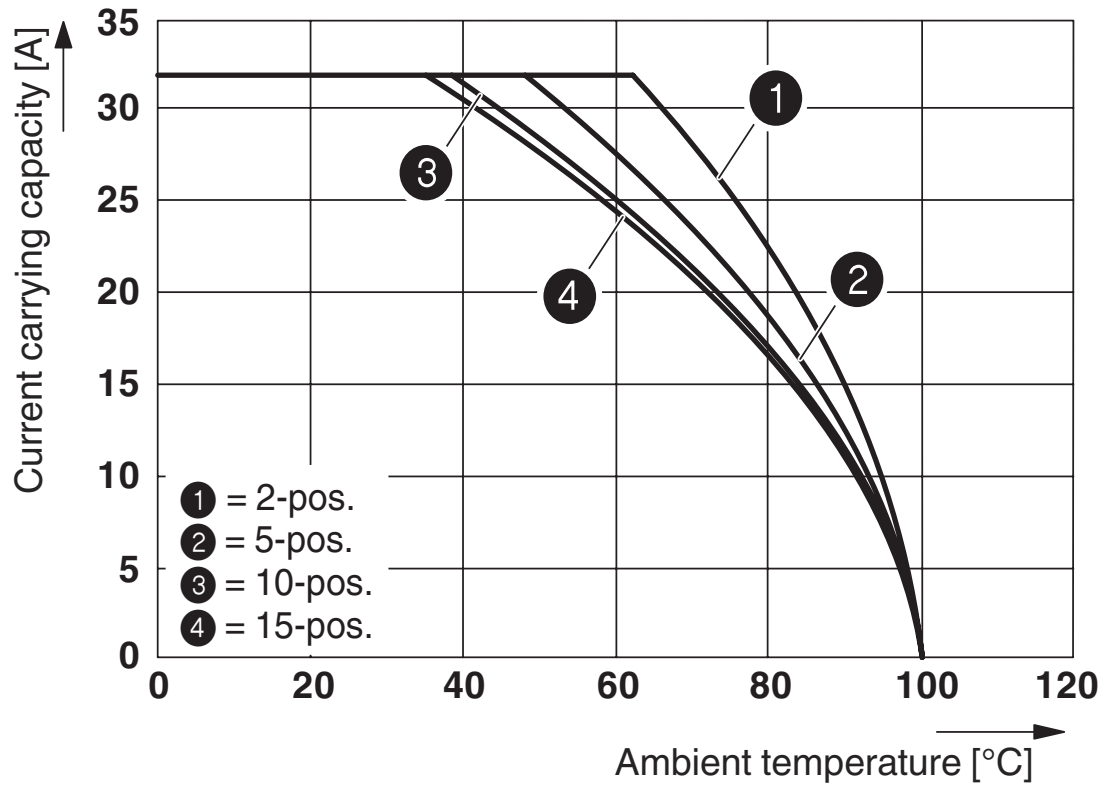


## Drawings

### Circuit diagram



Diagram



The figure shows the derating curve of the UT 4/1P... terminal block in connection with the UPVB 4 plug


# Plug - UPBV 4/ 2





3045813

<https://www.phoenixcontact.com/de/produkte/3045813>

## Approvals

 <b>CSA</b> Approval ID: 13631				
	Nominal Voltage $U_N$	Nominal Current $I_N$	Cross Section AWG	Cross Section $\text{mm}^2$
Use group B				
	600 V	30 A	26 - 10	-
Use group C				
	600 V	30 A	26 - 10	-

 <b>EAC</b> Approval ID: RU C-DE.BL08.B.00511				
---	--	--	--	--

 <b>cULus Recognized</b> Approval ID: E60425				
	Nominal Voltage $U_N$	Nominal Current $I_N$	Cross Section AWG	Cross Section $\text{mm}^2$
Use group B				
	600 V	30 A	26 - 10	-
Multi-conductor connection	600 V	30 A	26 - 14	-
Use group C				
	600 V	30 A	26 - 10	-
Multi-conductor connection	600 V	30 A	26 - 14	-

 <b>EAC</b> Approval ID: RU C-DE.BL08.B.00511				
---	--	--	--	--

# Plug - UPBV 4/ 2

3045813

<https://www.phoenixcontact.com/de/produkte/3045813>



## Classifications

### ECLASS

ECLASS-9.0	27141151
ECLASS-10.0.1	27141151
ECLASS-11.0	27141151

### ETIM

ETIM 8.0	EC002021
----------	----------

### UNSPSC

UNSPSC 21.0	39121400
-------------	----------

# Plug - UPBV 4/ 2

3045813

<https://www.phoenixcontact.com/de/produkte/3045813>



## Environmental Product Compliance

REACH SVHC	Lead 7439-92-1
China RoHS	Environmentally Friendly Use Period = 50 years
	For information on hazardous substances, refer to the manufacturer's declaration available under "Downloads"

Phoenix Contact 2023 © - all rights reserved

<https://www.phoenixcontact.com>

PHOENIX CONTACT Deutschland GmbH

Flachsmarktstraße 8

D-32825 Blomberg

+49 52 35/3-1 20 00

[info@phoenixcontact.de](mailto:info@phoenixcontact.de)