

Feed-through terminal block - STS 6 BU



3038134

<https://www.phoenixcontact.com/de/produkte/3038134>

Please be informed that the data shown in this PDF document is generated from our Online Catalog. Please find the complete data in the user documentation. Our General Terms of Use for Downloads are valid.



Feed-through terminal block, nom. voltage: 800 V, nominal current: 41 A, connection method: Spring-cage connection, 1 level, Rated cross section: 6 mm², cross section: 0.2 mm² - 10 mm², mounting type: NS 35/7,5, NS 35/15, color: blue

Your advantages

- User-friendly wiring thanks to front connection
- Angled conductor entry for use in flat terminal boxes
- Large space saving when used in concealed wiring systems
- Feed-through terminal blocks with 2, 3 or 4 connections have the same shape

Commercial Data

Item number	3038134
Packing unit	50 pc
Minimum order quantity	1 pc
Sales Key	A1 - Reihenklemmen
Product Key	BE2111
Catalog Page	Page 239 (C-1-2019)
GTIN	4017918928957
Weight per Piece (including packing)	15,83 g
Weight per Piece (excluding packing)	14,534 g
Customs tariff number	85369010
Country of origin	PL

Feed-through terminal block - STS 6 BU



3038134

<https://www.phoenixcontact.com/de/produkte/3038134>

Technical Data

Product properties

Product type	Feed-through terminal block
Number of connections	2
Number of rows	1
Potentials	1

Insulation characteristics

Overvoltage category	III
Degree of pollution	3

Electrical properties

Rated surge voltage	8 kV
Maximum power dissipation for nominal condition	1.31 W

Connection data

Number of connections per level	2
Nominal cross section	6 mm ²

1 level

Stripping length	12 mm
Internal cylindrical gage	A5
Connection in acc. with standard	IEC 60947-7-1
Conductor cross section solid	0.2 mm ² ... 10 mm ²
Cross section AWG	24 ... 8 (converted acc. to IEC)
Conductor cross section flexible	0.2 mm ² ... 6 mm ²
Conductor cross section, flexible [AWG]	24 ... 10 (converted acc. to IEC)
Flexible conductor cross section flexible (ferrule, w/o plastic sleeve)	0.25 mm ² ... 6 mm ²
Flexible conductor cross section (ferrule with plastic sleeve)	0.25 mm ² ... 6 mm ²
2 conductors with the same cross section, flexible, with TWIN ferrule with plastic sleeve	0.5 mm ² ... 1.5 mm ²
Nominal current	41 A
Maximum load current	57 A (with 10 mm ² conductor cross section)
Nominal voltage	800 V
Nominal cross section	6 mm ²

Dimensions

Width	8.2 mm
End cover width	2.2 mm
Height NS 35/15	57.5 mm
Height NS 35/7,5	50 mm
Length	58 mm

Feed-through terminal block - STS 6 BU



3038134

<https://www.phoenixcontact.com/de/produkte/3038134>

Material specifications

Color	blue
Flammability rating according to UL 94	V0
Insulating material group	I
Insulating material	PA
Static insulating material application in cold	-60 °C
Temperature index of insulation material (DIN EN 60216-1 (VDE 0304-21))	125 °C
Relative insulation material temperature index (Elec., UL 746 B)	130 °C
Fire protection for rail vehicles (DIN EN 45545-2) R22	HL 1 - HL 3
Fire protection for rail vehicles (DIN EN 45545-2) R23	HL 1 - HL 3
Fire protection for rail vehicles (DIN EN 45545-2) R24	HL 1 - HL 3
Fire protection for rail vehicles (DIN EN 45545-2) R26	HL 1 - HL 3
Calorimetric heat release NFPA 130 (ASTM E 1354)	27,5 MJ/kg
Surface flammability NFPA 130 (ASTM E 162)	passed
Specific optical density of smoke NFPA 130 (ASTM E 662)	passed
Smoke gas toxicity NFPA 130 (SMP 800C)	passed

Mechanical properties

Mechanical data

Open side panel	Yes
-----------------	-----

Environmental and real-life conditions

Ambient conditions

Ambient temperature (operation)	-60 °C ... 105 °C (max. short-term operating temperature RTI Elec.)
Ambient temperature (storage/transport)	-25 °C ... 60 °C (for a short time, not exceeding 24 h, -60 °C to +70 °C)
Ambient temperature (assembly)	-5 °C ... 70 °C
Ambient temperature (actuation)	-5 °C ... 70 °C
Permissible humidity (storage/transport)	30 % ... 70 %

Standards and regulations

Connection in acc. with standard	IEC 60947-7-1
----------------------------------	---------------

Mounting

Mounting type	NS 35/7,5
	NS 35/15

Feed-through terminal block - STS 6 BU

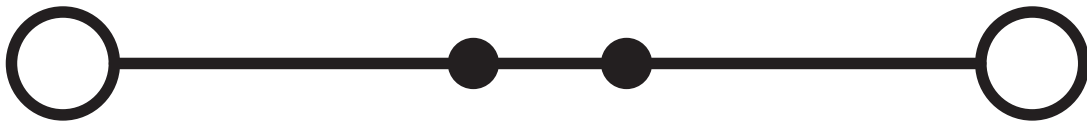


3038134

<https://www.phoenixcontact.com/de/produkte/3038134>

Drawings

Circuit diagram




Feed-through terminal block - STS 6 BU





3038134


<https://www.phoenixcontact.com/de/produkte/3038134>


Approvals

 CSA Approval ID: 13631				
	Nominal Voltage U_N	Nominal Current I_N	Cross Section AWG	Cross Section mm^2
Use group B	600 V	50 A	24 - 8	-
Use group C	600 V	50 A	24 - 8	-

 IECEE CB Scheme Approval ID: DE1-62704				
--	--	--	--	--

 EAC Approval ID: RU C-DE.BL08.B.00644				
---	--	--	--	--

 RS Approval ID: 22.44.01.00083.250				
--	--	--	--	--

 cULus Recognized Approval ID: E60425				
	Nominal Voltage U_N	Nominal Current I_N	Cross Section AWG	Cross Section mm^2
Use group B	600 V	50 A	24 - 8	-
Use group C	600 V	50 A	24 - 8	-

DNV Approval ID: TAE00001CS				
	Nominal Voltage U_N	Nominal Current I_N	Cross Section AWG	Cross Section mm^2
			-	-

Feed-through terminal block - STS 6 BU



3038134

<https://www.phoenixcontact.com/de/produkte/3038134>

Classifications

ECLASS

ECLASS-9.0	27141120
ECLASS-10.0.1	27141120
ECLASS-11.0	27141120

ETIM

ETIM 8.0	EC000897
----------	----------

UNSPSC

UNSPSC 21.0	39121400
-------------	----------

Feed-through terminal block - STS 6 BU



3038134

<https://www.phoenixcontact.com/de/produkte/3038134>

Environmental Product Compliance

China RoHS	Environmentally friendly use period: unlimited = EFUP-e
	No hazardous substances above threshold values

Phoenix Contact 2023 © - all rights reserved
<https://www.phoenixcontact.com>

PHOENIX CONTACT Deutschland GmbH
Flachmarktstraße 8
D-32825 Blomberg
+49 52 35/3-1 20 00
info@phoenixcontact.de