

## Marshalling panel - PTRV 8 /COL-WHRD - 3001876

Please be informed that the data shown in this PDF Document is generated from our Online Catalog. Please find the complete data in the user's documentation. Our General Terms of Use for Downloads are valid (<http://phoenixcontact.com/download>)



Marshalling panel, Nom. voltage: 250 V, Nominal current: 8 A, Cross section: 0.14 mm<sup>2</sup> - 2.5 mm<sup>2</sup>, AWG: 14 - 26, Connection type: Push-in connection, Number of positions: 2, Number of connections: 32, Width: 8.3 mm, Length: 100 mm, Color: gray, Assembly: NS 35/7,5, NS 35/15

The figure shows a version of the article

### Why buy this product

- ✓ High contact quality thanks to push-in technology as a replacement for Wire-Wrap®, TERMI-POINT®, etc.
- ✓ Individual color assignment of cable and terminal point to ensure error-free, safe operation
- ✓ Color configuration possible according to VDE 0812, VDE 0815, DIN 47100 or unlimited.
- ✓ Tool-free wiring in a confined space thanks to compact size
- ✓ The 2.3 mm test connection enables testing between the conductors with test pins commonly used in the industry

### Key Commercial Data

Packing unit	1 STK
GTIN	 4 055626 038339
GTIN	4055626038339
Custom tariff number	85369010
Country of origin	Poland

### Technical data

#### General

Number of positions	2
Number of levels	8
Number of connections	32
Potentials	8
Nominal cross section	1.5 mm <sup>2</sup>

# Marshalling panel - PTRV 8 /COL-WHRD - 3001876

## Technical data

### General

Color	gray
Insulating material	PA
Flammability rating according to UL 94	V0
Rated surge voltage	4 kV
Overvoltage category	III
Insulating material group	I
Maximum load current	8 A (with 1.5 mm <sup>2</sup> conductor cross section)
Nominal current I <sub>N</sub>	8 A
Nominal voltage U <sub>N</sub>	250 V
Open side panel	Yes

### Dimensions

Width	8.3 mm
Length	100 mm
Height NS 35/7,5	87.5 mm
Height NS 35/15	95 mm

### Connection data

Connection method	Push-in connection
Connection in acc. with standard	IEC 60947-7-1
Conductor cross section solid min.	0.14 mm <sup>2</sup>
Conductor cross section solid max.	2.5 mm <sup>2</sup>
Conductor cross section AWG min.	26
Conductor cross section AWG max.	14
Conductor cross section flexible min.	0.14 mm <sup>2</sup>
Conductor cross section flexible max.	1.5 mm <sup>2</sup>
Min. AWG conductor cross section, flexible	26
Max. AWG conductor cross section, flexible	14
Conductor cross section flexible, with ferrule without plastic sleeve min.	0.14 mm <sup>2</sup>
Conductor cross section flexible, with ferrule without plastic sleeve max.	1.5 mm <sup>2</sup>
Conductor cross section flexible, with ferrule with plastic sleeve min.	0.14 mm <sup>2</sup>
Conductor cross section flexible, with ferrule with plastic sleeve max.	1.5 mm <sup>2</sup>
Stripping length	8 mm ... 10 mm

### Standards and Regulations

Connection in acc. with standard	IEC 60947-7-1
Flammability rating according to UL 94	V0

### Environmental Product Compliance

# Marshalling panel - PTRV 8 /COL-WHRD - 3001876

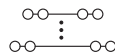
## Technical data

### Environmental Product Compliance

China RoHS	Environmentally friendly use period: unlimited = EFUP-e
	No hazardous substances above threshold values

## Drawings

### Circuit diagram



## Classifications

### eCl@ss

eCl@ss 4.0	27141121
eCl@ss 4.1	27141121
eCl@ss 5.0	27141120
eCl@ss 5.1	27141141
eCl@ss 6.0	27141141
eCl@ss 7.0	27141120
eCl@ss 8.0	27141120
eCl@ss 9.0	27141120

### ETIM

ETIM 3.0	EC000897
ETIM 4.0	EC000897
ETIM 5.0	EC000897
ETIM 6.0	EC000897

### UNSPSC

UNSPSC 6.01	30211811
UNSPSC 7.0901	39121410
UNSPSC 11	39121410
UNSPSC 12.01	39121410
UNSPSC 13.2	39121410

## Approvals

### Approvals

# Marshalling panel - PTRV 8 /COL-WHRD - 3001876


## Approvals


### Approvals

UL Recognized / cUL Recognized / CSA / DNV GL / cULus Recognized

### Ex Approvals

### Approval details

UL Recognized		<a href="http://database.ul.com/cgi-bin/XYV/template/LISEXT/1FRAME/index.htm">http://database.ul.com/cgi-bin/XYV/template/LISEXT/1FRAME/index.htm</a>	FILE E 60425
		D	
mm <sup>2</sup> /AWG/kcmil		26-14	
Nominal current IN		10 A	
Nominal voltage UN		300 V	

cUL Recognized		<a href="http://database.ul.com/cgi-bin/XYV/template/LISEXT/1FRAME/index.htm">http://database.ul.com/cgi-bin/XYV/template/LISEXT/1FRAME/index.htm</a>	FILE E 60425
		D	
mm <sup>2</sup> /AWG/kcmil		26-14	
Nominal current IN		10 A	
Nominal voltage UN		300 V	

CSA		<a href="http://www.csagroup.org/services/testing-and-certification/certified-product-listing/">http://www.csagroup.org/services/testing-and-certification/certified-product-listing/</a>	13631
	B	D	
mm <sup>2</sup> /AWG/kcmil	26-14	26-14	
Nominal current IN	10 A	10 A	
Nominal voltage UN	300 V	300 V	

DNV GL	<a href="https://www.dnvgl.com/">https://www.dnvgl.com/</a>	TAE000016Y
--------	---	------------

cULus Recognized		<a href="http://database.ul.com/cgi-bin/XYV/template/LISEXT/1FRAME/index.htm">http://database.ul.com/cgi-bin/XYV/template/LISEXT/1FRAME/index.htm</a>
------------------	---	---

## Marshalling panel - PTRV 8 /COL-WHRD - 3001876

### Accessories

#### Accessories

#### DIN rail

DIN rail perforated - NS 35/ 7,5 PERF 2000MM - 0801733



DIN rail, material: steel galvanized and passivated with a thick layer, perforated, height 7.5 mm, width 35 mm, length: 2000 mm

---

DIN rail, unperforated - NS 35/ 7,5 UNPERF 2000MM - 0801681



DIN rail, material: Steel, unperforated, height 7.5 mm, width 35 mm, length: 2 m

---

DIN rail perforated - NS 35/ 7,5 WH PERF 2000MM - 1204119



DIN rail 35 mm (NS 35)

---

DIN rail - NS 35/ 7,5 WH UNPERF 2000MM - 1204122



DIN rail 35 mm (NS 35)

---

DIN rail, unperforated - NS 35/ 7,5 AL UNPERF 2000MM - 0801704



DIN rail, unperforated, Width: 35 mm, Height: 7.5 mm, Length: 2000 mm, Color: silver

## Marshalling panel - PTRV 8 /COL-WHRD - 3001876

### Accessories

---

DIN rail perforated - NS 35/ 7,5 ZN PERF 2000MM - 1206421



DIN rail, material: Galvanized, perforated, height 7.5 mm, width 35 mm, length: 2 m

---

DIN rail, unperforated - NS 35/ 7,5 ZN UNPERF 2000MM - 1206434



DIN rail, material: Galvanized, unperforated, height 7.5 mm, width 35 mm, length: 2 m

---

DIN rail, unperforated - NS 35/ 7,5 CU UNPERF 2000MM - 0801762



DIN rail, material: Copper, unperforated, height 7.5 mm, width 35 mm, length: 2 m

---

End cap - NS 35/ 7,5 CAP - 1206560



DIN rail end piece, for DIN rail NS 35/7.5

---

### Documentation

Mounting material - PT-IL - 3208090

Operating decal for the push-in Technology



## Marshalling panel - PTRV 8 /COL-WHRD - 3001876

### Accessories

#### End block

#### End clamp - CLIPFIX 35 - 3022218



Quick mounting end clamp for NS 35/7,5 DIN rail or NS 35/15 DIN rail, with marking option, width: 9.5 mm, color: gray

---

#### End clamp - CLIPFIX 35-5 - 3022276



Quick mounting end clamp for NS 35/7,5 DIN rail or NS 35/15 DIN rail, with marking option, with parking option for FBS...5, FBS...6, KSS 5, KSS 6, width: 5.15 mm, color: gray

---

#### End clamp - E/NS 35 N - 0800886



End clamp, width: 9.5 mm, color: gray

---

#### End clamp - E/UK - 1201442



End clamp, Width: 9.5 mm, Height: 35.3 mm, Length: 50.5 mm, Color: gray

---

#### End clamp - E/UK 1 - 1201413



End clamps, for supporting the ends of double-level and three-level terminal blocks, width: 10 mm, color: gray

---

## Marshalling panel - PTRV 8 /COL-WHRD - 3001876

### Accessories

#### End cover

End cover - D-PTRV 8 WH - 3270154



End cover, Length: 100 mm, Width: 3.8 mm, Height: 80.8 mm, Color: white

---

End cover - D-PTRV 8 WH 1-8 - 3270155



End cover, Length: 100 mm, Width: 2.2 mm, Height: 80.8 mm, Color: white

---

End cover - D-PTRV 8 WH 1-8 LGS - 3270240



End cover, Length: 100 mm, Width: 2.2 mm, Height: 80.8 mm, Color: white

---

End cover - D-PTRV 8 WH 8-1 - 3270242



End cover, Length: 100 mm, Width: 2.2 mm, Height: 80.8 mm, Color: white

---

End cover - D-PTRV 8 WH 8-1 LGS - 3270244



End cover, Length: 100 mm, Width: 2.2 mm, Height: 80.8 mm, Color: white

---

## Marshalling panel - PTRV 8 /COL-WHRD - 3001876

### Accessories

End cover - D-PTRV 8 WH 1-16 - 3270228



End cover, Length: 100 mm, Width: 2.2 mm, Height: 80.8 mm, Color: white

---

End cover - D-PTRV 8 WH 1-16 LGS - 3270229



End cover, Length: 100 mm, Width: 2.2 mm, Height: 80.8 mm, Color: white

---

End cover - D-PTRV 8 WH 9-16 - 3270211



End cover, Length: 100 mm, Width: 2.2 mm, Height: 80.8 mm, Color: white

---

End cover - D-PTRV 8 WH 9-16 LGS - 3270212



End cover, Length: 100 mm, Width: 2.2 mm, Height: 80.8 mm, Color: white

---

End cover - D-PTRV 8 WH 17-24 - 3270213



End cover, Length: 100 mm, Width: 2.2 mm, Height: 80.8 mm, Color: white

---

## Marshalling panel - PTRV 8 /COL-WHRD - 3001876

### Accessories

End cover - D-PTRV 8 WH 17-24 LGS - 3270214



End cover, Length: 100 mm, Width: 2.2 mm, Height: 80.8 mm, Color: white

---

End cover - D-PTRV 8 WH 25-32 - 3270215



End cover, Length: 100 mm, Width: 2.2 mm, Height: 80.8 mm, Color: white

---

End cover - D-PTRV 8 WH 25-32 LGS - 3270216



End cover, Length: 100 mm, Width: 2.2 mm, Height: 80.8 mm, Color: white

---

End cover - D-PTRV 8 WH A-H - 3270156



End cover, Length: 100 mm, Width: 2.2 mm, Height: 80.8 mm, Color: white

---

End cover - D-PTRV 8 WH A-H LGS - 3270241



End cover, Length: 100 mm, Width: 2.2 mm, Height: 80.8 mm, Color: white

---

## Marshalling panel - PTRV 8 /COL-WHRD - 3001876

### Accessories

End cover - D-PTRV 8 WH H-A - 3270243



End cover, Length: 100 mm, Width: 2.2 mm, Height: 80.8 mm, Color: white

---

End cover - D-PTRV 8 WH H-A LGS - 3270245



End cover, Length: 100 mm, Width: 2.2 mm, Height: 80.8 mm, Color: white

---

### Labeled terminal marker

Zack marker strip - ZB 8,3,LGS:FORTL.ZAHLEN - 0803480



Zack marker strip, Strip, white, labeled, can be labeled with: CMS-P1-PLOTTER, Mounting type: Snap into tall marker groove, Lettering field: 10.5 x 8.3 mm

---

Zack marker strip - ZB 8,3,QR:FORTL.ZAHLEN - 0803479



Zack marker strip, Strip, white, labeled, can be labeled with: CMS-P1-PLOTTER, Mounting type: Snap into tall marker groove, Lettering field: 10.5 x 8.3 mm

---

Zack marker strip - ZB 8,3 CUS - 8191573



Zack marker strip, Strip, white, labeled according to customer specifications, Mounting type: Snap into tall marker groove, for terminal block width: 8.3 mm, Lettering field: 10.5 x 8.3 mm

---

## Marshalling panel - PTRV 8 /COL-WHRD - 3001876

### Accessories

#### Mounting material

Retaining bracket - CDC-PTRV - 3270167



Retaining bracket, via four PTRV single modules, Pitch: 8.3 mm, Width: 35.6 mm, Height: 71.5 mm, Color: gray

---

#### Partition plate

Spacer plate - DP-PTRV 8 - 3270166



Spacer plate, Length: 100 mm, Width: 8.3 mm, Height: 86 mm, Color: gray

---

#### Screwdriver tools

Screwdriver - SZF 0-0,4X2,5 - 1204504



Actuation tool, for ST terminal blocks, also suitable for use as a bladed screwdriver, size: 0.4 x 2.5 x 75 mm, 2-component grip, with non-slip grip

---

Screwdriver - ST-BW 0 - 1200135



Actuation tool, for all 1.5 mm<sup>2</sup> spring cages from PT 1,5/S and FT 1,5/S

---

#### Terminal marking

## Marshalling panel - PTRV 8 /COL-WHRD - 3001876

### Accessories

Zack marker strip - ZB 8,3:UNBEDRUCKT - 0803444



Zack marker strip, Strip, white, unlabeled, can be labeled with: CMS-P1-PLOTTER, PLOTMARK, Mounting type: Snap into tall marker groove, Lettering field: 10.5 x 8.3 mm