

## Extension module - PLC-ASC-UI-IN - 2906916


Please be informed that the data shown in this PDF Document is generated from our Online Catalog. Please find the complete data in the user's documentation. Our General Terms of Use for Downloads are valid (<http://phoenixcontact.com/download>)



Analog input module for PLC logic modules (Generation 2 only), single-channel, signal type (4 ... 20 mA, 0 ... 20 mA, 0 ... 10 V, 2 ... 10 V) can be configured via DIP switch, screw connection



### Key Commercial Data

Packing unit	1 STK
GTIN	 4 055626 153773
GTIN	4055626153773
Weight per Piece (excluding packing)	53.300 g
Custom tariff number	85389099
Country of origin	Germany

### Technical data

#### Dimensions

Width	6.2 mm
Height	80 mm
Depth	86 mm

#### Ambient conditions

Ambient temperature (operation)	-20 °C ... 50 °C
Ambient temperature (storage/transport)	-20 °C ... 70 °C

#### Supply

Rated control circuit supply voltage $U_s$	24 V DC
Rated control supply voltage range with reference to $U_s$	0.8 ... 1.1
Rated control supply current $I_s$	13 mA
Type of protection	Reverse polarity protection
	Surge protection
Operating voltage display	Green LED

## Extension module - PLC-ASC-UI-IN - 2906916

### Technical data

#### Supply

Indication	Red LED
------------	---------

#### Input data

Input name	Analog current input
Current input signal	0 mA ... 20 mA
	4 mA ... 20 mA
Input resistance current input	~ 40 Ω
Maximum temperature coefficient	0.01 %/K
Maximum transmission error	1 %
Surge voltage protection	> 33 V
Input name	Analog voltage input
Voltage input signal	0 V ... 10 V
	2 V ... 10 V
Input resistance of voltage input	> 120 kΩ
Maximum temperature coefficient	0.01 %/K
Maximum transmission error	1 %
Surge voltage protection	> 33 V

#### Output data

Output name	Digital output
-------------	----------------

#### General

Operating mode	100% operating factor
Degree of protection	IP20
Mounting position	any
Assembly instructions	In rows with zero spacing

#### Connection data

Connection method	Screw connection
Stripping length	8 mm
Screw thread	M3
Conductor cross section solid	0.14 mm <sup>2</sup> ... 2.5 mm <sup>2</sup>
Conductor cross section flexible	0.14 mm <sup>2</sup> ... 2.5 mm <sup>2</sup>
Conductor cross section AWG	26 ... 14
Number of connections	4

#### Standards and Regulations

Designation	Air clearances and creepage distances
Standards/regulations	DIN EN 50178
Rated insulation voltage	50 V
Rated surge voltage	0.5 kV
Insulation	Basic insulation
Degree of pollution	2

# Extension module - PLC-ASC-UI-IN - 2906916

## Technical data

### Standards and Regulations

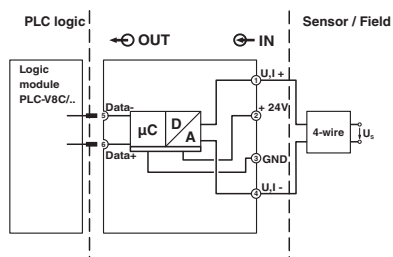
Overvoltage category	III
Conformance	CE-compliant
UL, USA/Canada	UL 508 Listed

### Environmental Product Compliance

REACH SVHC	Lead 7439-92-1
China RoHS	Environmentally Friendly Use Period = 50
	For details about hazardous substances go to tab "Downloads", Category "Manufacturer's declaration"

## Drawings

Block diagram



## Classifications

### eCl@ss

eCl@ss 5.0	27242201
eCl@ss 7.0	27242201
eCl@ss 8.0	27242201
eCl@ss 9.0	27242201

### ETIM

ETIM 4.0	EC001420
ETIM 5.0	EC001420
ETIM 6.0	EC001420

## Approvals

### Approvals

#### Approvals

UL Listed / cUL Listed / EAC / cULus Listed


#### Ex Approvals


## Extension module - PLC-ASC-UI-IN - 2906916


### Approvals


---

#### Approval details

UL Listed		<a href="http://database.ul.com/cgi-bin/XYV/template/LISEXT/1FRAME/index.htm">http://database.ul.com/cgi-bin/XYV/template/LISEXT/1FRAME/index.htm</a>	FILE E 238705
-----------	---	---	---------------

cUL Listed		<a href="http://database.ul.com/cgi-bin/XYV/template/LISEXT/1FRAME/index.htm">http://database.ul.com/cgi-bin/XYV/template/LISEXT/1FRAME/index.htm</a>	FILE E 238705
------------	---	---	---------------

EAC			RU C- DE.A*30.B.01082
-----	---	--	--------------------------

cULus Listed			
--------------	--	--	--