

## PCB terminal block - MKDSO 2,5/ 4-L BK - 2869773

Please be informed that the data shown in this PDF Document is generated from our Online Catalog. Please find the complete data in the user's documentation. Our General Terms of Use for Downloads are valid (<http://phoenixcontact.com/download>)



PCB terminal block, nominal current: 24 A, nom. voltage: 400 V, number of positions: 4, connection method: Screw connection with tension sleeve, mounting: Wave soldering, conductor/PCB connection direction: 0 °

### Why buy this product

- ✓ PCB terminal block for ME/ME MAX electronics housing
- ✓ 5 mm pitch
- ✓ PCB terminal block orthogonal to the PCB



### Key Commercial Data

Packing unit	1 STK
GTIN	 4 017918 944612
GTIN	4017918944612
Weight per Piece (excluding packing)	8.400 g
Custom tariff number	85369010
Country of origin	Germany

### Technical data

#### Dimensions

Length [ l ]	15.3 mm
Constructional height	18 mm
Pin dimensions	0,8 x 1
Hole diameter	1.4 mm

#### General

Insulating material group	I
---------------------------	---

## PCB terminal block - MKDSO 2,5/ 4-L BK - 2869773

### Technical data

#### General

Rated surge voltage (III/3)	4 kV
Rated surge voltage (III/2)	4 kV
Rated surge voltage (II/2)	4 kV
Rated voltage (III/3)	320 V
Rated voltage (III/2)	400 V
Rated voltage (II/2)	630 V
Connection in acc. with standard	EN-VDE
Nominal current $I_N$	24 A
Nominal cross section	2.5 mm <sup>2</sup>
Maximum load current	24 A
Flammability rating according to UL 94	V0
Internal cylindrical gage	A2
Stripping length	8 mm
Number of positions	4
Screw thread	M3
Tightening torque, min	0.5 Nm
Tightening torque max	0.6 Nm

#### Connection data

Conductor cross section solid min.	0.14 mm <sup>2</sup>
Conductor cross section solid max.	2.5 mm <sup>2</sup>
Conductor cross section flexible min.	0.14 mm <sup>2</sup>
Conductor cross section flexible max.	2.5 mm <sup>2</sup>
Conductor cross section AWG min.	26
Conductor cross section AWG max.	14
2 conductors with same cross section, solid min.	0.14 mm <sup>2</sup>
2 conductors with same cross section, solid max.	0.75 mm <sup>2</sup>
2 conductors with same cross section, stranded min.	0.14 mm <sup>2</sup>
2 conductors with same cross section, stranded max.	0.75 mm <sup>2</sup>
2 conductors with same cross section, stranded, ferrules without plastic sleeve, min.	0.25 mm <sup>2</sup>
2 conductors with same cross section, stranded, ferrules without plastic sleeve, max.	0.75 mm <sup>2</sup>
2 conductors with same cross section, stranded, TWIN ferrules with plastic sleeve, min.	0.5 mm <sup>2</sup>
2 conductors with same cross section, stranded, TWIN ferrules with plastic sleeve, max.	1.5 mm <sup>2</sup>

#### Standards and Regulations

Connection in acc. with standard	EN-VDE
----------------------------------	--------

# PCB terminal block - MKDSO 2,5/ 4-L BK - 2869773

## Technical data

### Standards and Regulations

	CSA
Flammability rating according to UL 94	V0

### Environmental Product Compliance

China RoHS	Environmentally Friendly Use Period = 50
	For details about hazardous substances go to tab "Downloads", Category "Manufacturer's declaration"

## Classifications

### eCl@ss

eCl@ss 4.0	27180401
eCl@ss 4.1	27180401
eCl@ss 5.0	27180506
eCl@ss 5.1	27141190
eCl@ss 6.0	27141190
eCl@ss 7.0	27141190
eCl@ss 8.0	27440401
eCl@ss 9.0	27440401

### ETIM

ETIM 2.0	EC001031
ETIM 3.0	EC001031
ETIM 4.0	EC002643
ETIM 5.0	EC002643
ETIM 6.0	EC002643

### UNSPSC

UNSPSC 6.01	31261501
UNSPSC 7.0901	31261501
UNSPSC 11	31261501
UNSPSC 12.01	31261501
UNSPSC 13.2	39121432

## Approvals

### Approvals

# PCB terminal block - MKDSO 2,5/ 4-L BK - 2869773


## Approvals


### Approvals

CSA / VDE Gutachten mit Fertigungsüberwachung / CCA / IECCE CB Scheme / EAC / cULus Recognized


### Ex Approvals

### Approval details

CSA		13631
	B	D
mm <sup>2</sup> /AWG/kcmil	28-12	28-12
Nominal current I <sub>N</sub>	10 A	10 A
Nominal voltage U <sub>N</sub>	300 V	300 V

VDE Gutachten mit Fertigungsüberwachung		<a href="http://www.vde.com/en/Institute/OnlineService/VDE-approved-products/Pages/Online-Search.aspx">http://www.vde.com/en/Institute/OnlineService/VDE-approved-products/Pages/Online-Search.aspx</a>	40023968
mm <sup>2</sup> /AWG/kcmil	0.2-2.5		
Nominal current I <sub>N</sub>	24 A		
Nominal voltage U <sub>N</sub>	450 V		


CCA	CCA/DE1 33724
mm <sup>2</sup> /AWG/kcmil	2.5
Nominal current I <sub>N</sub>	24 A
Nominal voltage U <sub>N</sub>	450 V

IECEE CB Scheme		<a href="http://www.iecee.org/">http://www.iecee.org/</a>	DE1-58860
mm <sup>2</sup> /AWG/kcmil	2.5		
Nominal current I <sub>N</sub>	24 A		
Nominal voltage U <sub>N</sub>	450 V		

# PCB terminal block - MKDSO 2,5/ 4-L BK - 2869773

## Approvals

EAC		EAC-Zulassung
-----	---	---------------

cULus Recognized		<a href="http://database.ul.com/cgi-bin/XYV/template/LISEXT/1FRAME/index.htm">http://database.ul.com/cgi-bin/XYV/template/LISEXT/1FRAME/index.htm</a>	E60425-19770427
	B	D	
mm <sup>2</sup> /AWG/kcmil	30-12	30-12	
Nominal current I <sub>N</sub>	20 A	10 A	
Nominal voltage U <sub>N</sub>	300 V	300 V	