

## Relay Module - PR1-RSP3-LV- 24AC/21AU - 2834452

Please be informed that the data shown in this PDF Document is generated from our Online Catalog. Please find the complete data in the user's documentation. Our General Terms of Use for Downloads are valid (<http://phoenixcontact.com/download>)



Preassembled relay modules with spring-cage connection, consisting of: Relay socket, multi-layer contact relay, pluggable display or interference suppression module and retaining bracket. Input voltage: 24 V AC, 1 PDT, 10 A

### Product Features

- Safe isolation between coil and contact side
- Operational reliability thanks to sealed relay
- Logical contact arrangement thanks to 1/3-level relay base



### Key Commercial Data

Packing unit	1 pc
Minimum order quantity	5 pc
Weight per Piece (excluding packing)	66.16 g
Custom tariff number	85364900
Country of origin	Germany

### Technical data

#### Note

Utilization restriction	EMC: class A product, see manufacturer's declaration in the download area
-------------------------	---

#### Dimensions

Width	16 mm
Height	97 mm
Depth	72 mm

#### Ambient conditions

Ambient temperature (operation)	-25 °C ... 60 °C
Ambient temperature (storage/transport)	-25 °C ... 85 °C

## Relay Module - PR1-RSP3-LV- 24AC/21AU - 2834452

### Technical data

#### Coil side

Nominal input voltage $U_N$	24 V AC
Typical input current at $U_N$	34 mA (at 50 Hz)
	26 mA (At 60 Hz)
Typical response time	3 ms ... 12 ms
Typical release time range	1.5 ms ... 14 ms
Protective circuit	Varistor
Operating voltage display	Yellow LED

#### Contact side

Contact type	1 PDT
Contact material	AgNi, hard gold-plated
Maximum switching voltage	30 V AC
	36 V DC
Minimum switching voltage	100 mV (at 10 mA)
Min. switching current	1 mA (at 24 V)
Maximum inrush current	50 mA
Limiting continuous current	50 mA
Interrupting rating (ohmic load) max.	1.2 W (at 24 V DC)
Switching capacity in acc. with DIN VDE 0660/IEC 60947	2 A (at 24 V, AC15)
Note	the following values are applicable if a gold layer is destroyed
Maximum switching voltage	250 V AC/DC
Minimum switching voltage	12 V (at 10 mA)
Limiting continuous current	10 A
Maximum inrush current	30 A (300 ms)
Min. switching current	10 mA (at 12 V)
Interrupting rating (ohmic load) max.	2500 VA (for 250 V AC)
Switching capacity in acc. with DIN VDE 0660/IEC 60947	2 A (at 24 V, DC13)
	0.2 A (at 110 V, DC13)
	0.2 A (at 250 V, DC13)
	2 A (at 24 V, AC15)
	2 A (at 120 V, AC15)
	2 A (at 250 V, AC15)

#### General

Test voltage relay winding/relay contact	4 kV (50 Hz, 1 min.)
Operating mode	100% operating factor
Mechanical service life	$3 \times 10^7$ cycles
Standards/regulations	IEC 60664

# Relay Module - PR1-RSP3-LV- 24AC/21AU - 2834452

## Technical data

### General

	EN 50178
	IEC 62103
Degree of pollution	3
Overvoltage category	III
Mounting position	any
Assembly instructions	In rows with zero spacing

### Connection data input side

Connection name	Coil side
Connection method	Spring-cage connection
Stripping length	10 mm
Conductor cross section solid	0.2 mm <sup>2</sup> ... 1.5 mm <sup>2</sup>
Conductor cross section flexible	0.2 mm <sup>2</sup> ... 1.5 mm <sup>2</sup>
Conductor cross section AWG	24 ... 16

### Standards and Regulations

Standards/regulations	IEC 60664
	EN 50178
	IEC 62103
Degree of pollution	3
Overvoltage category	III

## Articles in set

### Relay socket - PR1-BSP3/2X21 - 2833534



Relay socket PR1..., for miniature power relay or miniature switching relay with 1 or 2 PDT or solid-state relay of same construction, 1/3 level design, spring-cage connections, connection facility for input/interference suppression modules

### Single relay - REL-MR- 24AC/21HC AU - 2961503



Plug-in miniature power relay, with multi-layer gold contact for high continuous currents, 1 PDT, input voltage 24 V AC

# Relay Module - PR1-RSP3-LV- 24AC/21AU - 2834452

## Articles in set

Plug-in module - LV- 12- 24UC - 2833712



Plug-in module, for mounting on PR1 and PR2, with varistor and yellow LED, input voltage: 12 - 24 V AC/DC  $\pm$  20%

Relay retaining bracket - EL1-P16 - 2833547



Relay retaining bracket, with eject function and integrated equipment marking area (7.5 x 15 mm), to suit relay socket PR1, for 16 mm high miniature power relay and solid-state relay

## Classifications

### eCl@ss

eCl@ss 4.0	27371102
eCl@ss 4.1	27371102
eCl@ss 5.0	27371603
eCl@ss 5.1	27371603
eCl@ss 6.0	27371603
eCl@ss 7.0	27371603
eCl@ss 8.0	27371601
eCl@ss 9.0	27371601

### ETIM

ETIM 2.0	EC001456
ETIM 3.0	EC001456
ETIM 4.0	EC001456
ETIM 5.0	EC001437

### UNSPSC

UNSPSC 6.01	30211917
UNSPSC 7.0901	39121516
UNSPSC 11	39121516
UNSPSC 12.01	39121516
UNSPSC 13.2	39121516

# Relay Module - PR1-RSP3-LV- 24AC/21AU - 2834452

## Approvals

Approvals

---

Approvals

EAC

---

Ex Approvals

---

Approvals submitted

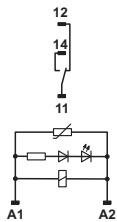
---

Approval details

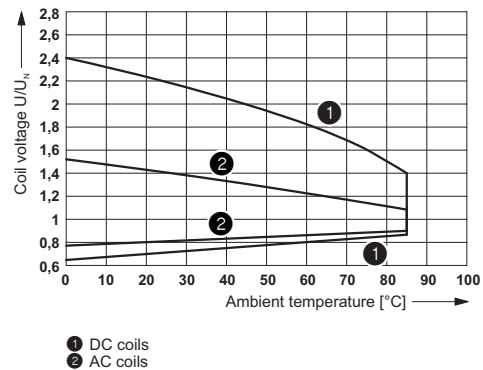
EAC

## Drawings

Circuit diagram



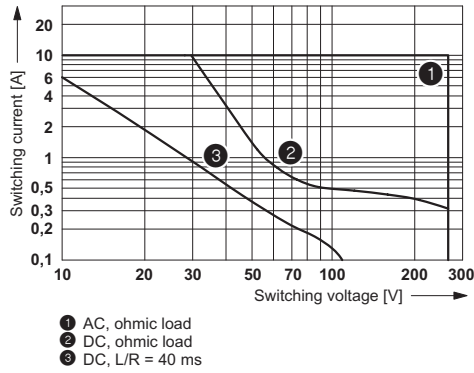
Diagram



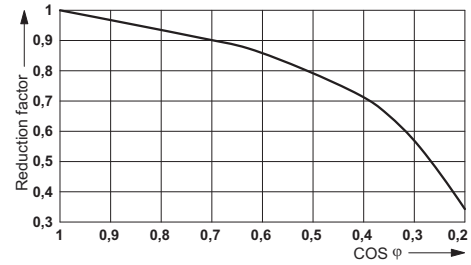
Operating voltage range of the relay

# Relay Module - PR1-RSP3-LV- 24AC/21AU - 2834452

Diagram



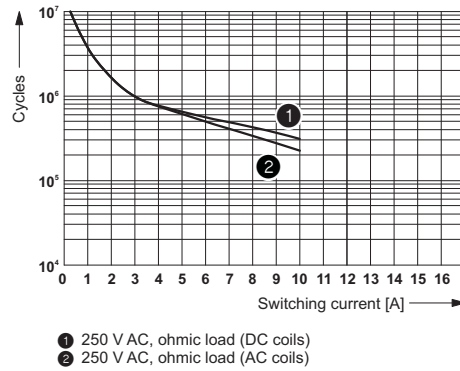
Diagram



Interrupting rating

Service life reduction factor with various cos phi

Diagram



Electrical service life