

## TT-UK5/ 12DC


Order No.: 2794686

The illustration shows version TT-UK5- 24 DC

<http://eshop.phoenixcontact.de/phoenix/treeViewClick.do?UID=2794686>

Modular terminal block with surge voltage fine protection between clamping connector and DIN rail, nominal voltage: 12 V DC, for mounting on NS 32 or NS 35/7.5, terminal width: 6.2 mm, terminal height: 47 mm

### Commercial data

GTIN (EAN)	 4 017918 072865
sales group	J303
Pack	50 pcs.
Customs tariff	85363030
Catalog page information	Page 111 (TT-2011)

### Product notes

WEEE/RoHS-compliant since:  
01/31/2006

<http://www.download.phoenixcontact.com>  
Please note that the data given here has been taken from the online catalog. For comprehensive information and data, please refer to the user documentation. The General Terms and Conditions of Use apply to Internet downloads.

### Technical data

#### General

Housing material	PA
Inflammability class acc. to UL 94	V2
Color	black

Total surge current (8/20) $\mu$ s	346 A
Ambient temperature (operation)	-40 °C ... 85 °C
Mounting type	DIN rail/G-profile rail
Design	Single-level terminal block
Number of positions	1
Degree of protection	IP20
Direction of action	Line-Earth Ground
Width	6.20 mm
Height	47.00 mm
Length	42.50 mm
<b>Protective circuit</b>	
IEC category	C1
	C3
VDE requirement class	C1
	C3
Nominal voltage $U_N$	12 V DC
Maximum continuous operating voltage $U_C$	13 V DC
	9 V AC
Maximum continuous voltage $U_C$ (wire-ground)	13 V DC
	9 V AC
Nominal current $I_N$	32 A (50°C)
Ground conductor current $I_{PE}$	$\leq 5 \mu$ A
Nominal discharge surge current $I_n$ (8/20) $\mu$ s (Core-Earth)	346 A
Total surge current (8/20) $\mu$ s	346 A
Max. discharge surge current $I_{max}$ (8/20) $\mu$ s maximum (Core-Earth)	346 A
Nominal pulse current $I_{an}$ (10/1000) $\mu$ s (Core-Earth)	67 A
Output voltage limitation at 1 kV/ $\mu$ s (Core-Earth) spike	$\leq 19$ V
Output voltage limitation at 1 kV/ $\mu$ s (Core-Earth) static	$\leq 19$ V
Residual voltage at $I_n$ , (conductor-ground)	$\leq 20$ V
Response time $t_A$ (Core-Earth)	$\leq 1$ ns
Cut-off frequency $f_g$ (3 dB), asym. (PE) in 150 Ohm system	Typ. 1 MHz

Capacity (Core-Earth)	≤ 2.35 nF
Surge carrying capacity in acc. with IEC 61643-21 (Core-Earth)	C1 (500 A/250 A)
	C3 (25 A)

#### Connection data

Connection method	Screw connection
Connection type IN	Screw terminal blocks
Connection type OUT	Screw terminal blocks
Screw thread	M3
Tightening torque	0.5 Nm
Stripping length	8 mm
Conductor cross section stranded min.	0.2 mm <sup>2</sup>
Conductor cross section stranded max.	4 mm <sup>2</sup>
Conductor cross section solid min.	0.2 mm <sup>2</sup>
Conductor cross section solid max.	4 mm <sup>2</sup>
Conductor cross section AWG/kcmil min.	24
Conductor cross section AWG/kcmil max	12

#### Connection, protective circuit

Standards/regulations	IEC 61643-21
-----------------------	--------------

#### Certificates / Approvals



Certification

CSA, CUL, GOST, UL

#### Accessories

Item	Designation	Description
<b>Assembly</b>		
2794990	D-TERMITRAB-UK 5	Cover for setting the end of a TT-UK 5 row of terminal blocks, color: black

**Marking**

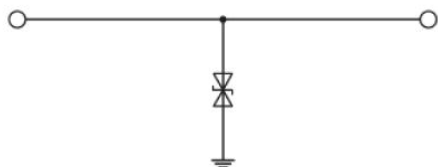
1051993	B-STIFT	Marker pen, for manual labeling of unprinted Zack strips, smear-proof and waterproof, line thickness 0.5 mm
1051016	ZB 6,LGS:FORTL.ZAHLEN	Zack marker strip, 10-section, printed horizontally: with the numbers 1 - 10, 11 - 20 and so on up to 491 - 500, color: white
1051414	ZB 6,LGS:L1-N,PE	Zack strip, printed horizontally, strips with 10 labels, L1, L2, L3, N, PE, L1, L2, L3, N, PE, color: white
1051430	ZB 6,LGS:U-N	Zack strip, printed horizontally: 10-section, U, V, W, N, GND, U, V, W, N, GND, color: white
1050499	ZB 6:SO/CMS	Zack strip, 10-section, divisible, special printing, marking according to customer requirements
1051003	ZB 6:UNBEDRUCKT	Zack strip, unprinted, strips with 10 labels for individual labeling with M-PEN or CMS system, for terminal block width: 6.2 mm, color: white
0808749	ZBF 6,LGS:FORTL.ZAHLEN	Zack marker strip, flat, printed horizontally: 10-section, with the numbers 1 - 10, 11 - 20, and so on up to 91 - 100, color: white
0808736	ZBF 6/WH-100:UNBEDRUCKT	Zack strip, flat, unprinted: 10-section, for individual labeling with M-PEN or ZBF-T, large batch, sufficient for labeling 1000 terminal blocks, color: white
0808710	ZBF 6:UNBEDRUCKT	Zack strip, flat, unprinted: 10-section, for individual labeling with M-PEN or ZBF-T, sufficient for 100 terminal blocks, color: white

**Additional products**

Item	Designation	Description
<b>Assembly</b>		
2794990	D-TERMITRAB-UK 5	Cover for setting the end of a TT-UK 5 row of terminal blocks, color: black
2839295	SSA 3-6	shield fast connections for conductor diameter 3 - 6 mm. Potential connection cable: 200 mm, black
2839512	SSA 5-10	Shield fast connection for conductor diameters 5 - 10 mm. Potential connection cable: 200 mm, black

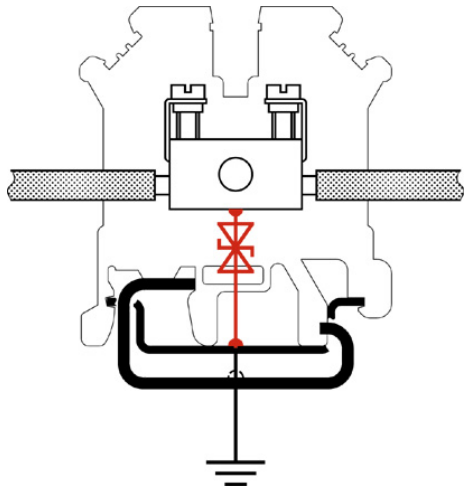
**Diagrams/Drawings**

Circuit diagram



Schematic diagram

---



**Address**

PHOENIX CONTACT Inc., USA  
586 Fulling Mill Road  
Middletown, PA 17057, USA  
Phone (800) 888-7388  
Fax (717) 944-1625  
<http://www.phoenixcon.com>



© 2011 Phoenix Contact  
Technical modifications reserved;