

Device terminal block - G 10/ 4 - 2716729

Please be informed that the data shown in this PDF Document is generated from our Online Catalog. Please find the complete data in the user's documentation. Our General Terms of Use for Downloads are valid (<http://phoenixcontact.com/download>)



Device terminal block, for direct mounting, 4-pos.


The illustration shows a combination of versions G 10/2, G 10/4 and G 10/5

Product Features

- Touch-proof shock protection



Key Commercial Data

Packing unit	1 pc
Minimum order quantity	10 pc
GTIN	 4 017918 061999
Weight per Piece (excluding packing)	72.0 g
Custom tariff number	85369010
Country of origin	Poland

Technical data

General

Number of levels	1
Number of connections	8
Nominal cross section	10 mm ²
Color	gray
Insulating material	PA
Flammability rating according to UL 94	V2
Rated surge voltage	8 kV
Degree of pollution	3

Device terminal block - G 10/ 4 - 2716729

Technical data

General

Overvoltage category	III
Insulating material group	I
Connection in acc. with standard	IEC 60947-7-1/IEC 60998
Maximum load current	76 A (with 16 mm ² conductor cross section)
Nominal current I _N	57 A
Nominal voltage U _N	800 V
Open side panel	No

Dimensions

Width	57 mm
Length	33 mm
Height	31 mm

Connection data

Connection method	Screw connection
Connection in acc. with standard	IEC 60947-7-1/IEC 60998
Conductor cross section solid min.	0.5 mm ²
Conductor cross section solid max.	16 mm ²
Conductor cross section AWG min.	20
Conductor cross section AWG max.	6
Conductor cross section flexible min.	0.5 mm ²
Conductor cross section flexible max.	10 mm ²
Min. AWG conductor cross section, flexible	20
Max. AWG conductor cross section, flexible	8
Conductor cross section flexible, with ferrule without plastic sleeve min.	0.5 mm ²
Conductor cross section flexible, with ferrule without plastic sleeve max.	16 mm ²
Conductor cross section flexible, with ferrule with plastic sleeve min.	0.5 mm ²
Conductor cross section flexible, with ferrule with plastic sleeve max.	16 mm ²
2 conductors with same cross section, solid min.	0.5 mm ²
2 conductors with same cross section, solid max.	6 mm ²
2 conductors with same cross section, stranded min.	0.5 mm ²
2 conductors with same cross section, stranded max.	6 mm ²
2 conductors with same cross section, stranded, TWIN ferrules with plastic sleeve, min.	0.5 mm ²
2 conductors with same cross section, stranded, TWIN ferrules with plastic sleeve, max.	6 mm ²
2 conductors with same cross section, stranded, ferrules without plastic sleeve, min.	0.5 mm ²
2 conductors with same cross section, stranded, ferrules without plastic sleeve, max.	6 mm ²

Device terminal block - G 10/ 4 - 2716729

Technical data

Connection data

Stripping length	12 mm
Internal cylindrical gage	A3
Screw thread	M4
Tightening torque, min	1.5 Nm
Tightening torque max	1.8 Nm

Standards and Regulations

Connection in acc. with standard	CSA
	IEC 60947-7-1/IEC 60998
Flammability rating according to UL 94	V2

Classifications

eCl@ss

eCl@ss 4.0	27141109
eCl@ss 4.1	27141109
eCl@ss 5.0	27141120
eCl@ss 5.1	27141120
eCl@ss 6.0	27141120
eCl@ss 7.0	27141120
eCl@ss 8.0	27141106

ETIM

ETIM 2.0	EC001284
ETIM 3.0	EC001284
ETIM 4.0	EC001284
ETIM 5.0	EC001284

UNSPSC

UNSPSC 6.01	30211811
UNSPSC 7.0901	39121410
UNSPSC 11	39121410
UNSPSC 12.01	39121410
UNSPSC 13.2	39121410

Approvals

Approvals

Device terminal block - G 10/ 4 - 2716729

Approvals


Approvals


CSA / UL Recognized / KEMA-KEUR / PRS / CCA / EAC / EAC


Ex Approvals

Approvals submitted

Approval details

CSA 	
mm ² /AWG/kcmil	24-6
Nominal current I _N	65 A
Nominal voltage U _N	600 V

UL Recognized 	
mm ² /AWG/kcmil	24-6
Nominal current I _N	65 A
Nominal voltage U _N	600 V

KEMA-KEUR 	
mm ² /AWG/kcmil	10
Nominal current I _N	57 A
Nominal voltage U _N	800 V

PRS

Device terminal block - G 10/ 4 - 2716729

Approvals

CCA	
mm ² /AWG/kcmil	10
Nominal voltage UN	800 V

EAC

EAC

Drawings

Dimensional drawing

