

## Round cable - CABLE-FCN40/1X50/ 4,0M/M340 - 2321677

Please be informed that the data shown in this PDF Document is generated from our Online Catalog. Please find the complete data in the user's documentation. Our General Terms of Use for Downloads are valid (<http://phoenixcontact.com/download>)




Round cable set; controller: MODICON® M340 (BMX DDI 3202K, BMX DDI 6402K, BMX DD0 3202K, BMX DD0 6402K, BMX DDM 3202K); connection 1: Fujitsu connector (1x 40-position); connection 2: IDC/FLK socket strip (1x 50-position); cable length: 4 m

### Your advantages

- Signal transfer of 32 channels

### Key Commercial Data

Packing unit	1 pc
GTIN	 4 046356 412506
GTIN	4046356412506
Weight per Piece (excluding packing)	580.400 g
Custom tariff number	85444290
Country of origin	Germany

### Technical data

#### Dimensions

Length	4 m
--------	-----

#### Ambient conditions

Ambient temperature (operation)	-40 °C ... 70 °C (fixed installation)
	-10 °C ... 70 °C (flexible installation)
Ambient temperature (storage/transport)	-40 °C ... 80 °C
Maximum altitude	≤ 2000 m
Degree of protection	IP00
	≥ IP54 (Installation location)

## Round cable - CABLE-FCN40/1X50/ 4,0M/M340 - 2321677

### Technical data

#### General

Max. permissible operating voltage	25 V AC
	60 V DC
Max. current carrying capacity per path	1 A (50 °C)
	0.6 A (70°C)
Nominal operating mode	100% operating factor

#### Cable

Length of cable	4 m
Type of cable	Round cable set
Single wires, quantity	7
Single wire, material	Cu tin-plated
Single wire, cross section	0.14 mm <sup>2</sup>
Single wire, cross section [AWG]	26
Wire diameter incl. insulation	1 mm ±0.03 mm
External cable diameter	9.9 mm ±0.4 mm
Shielding	no
Halogen-free cable	No
Cable type	Cable for one module
Smallest bending radius, fixed installation	82 mm
Smallest bending radius, movable installation	155 mm
Bending cycles	5000 (at a radius of ≥ 15x outside diameter)
Cable insulation resistance	≥ 20 MΩ/km (20 °C)
Cable resistance	≤ 145 Ω/km (20 °C)
Outer sheath, material	Semi-rigid PVC
External sheath, color	gray
Flame resistance	IEC 60332-1-2 (raw cable)
	VDE 0842, Part 332-1-2 (raw cable)
	IEC 60332-3-22 (raw cable)
	UL VW-1
	CSA FT-1
Resistance to oil	can withstand occasional splashes (raw cable)
Gasoline resistance	can withstand occasional splashes (raw cable)

#### Connection data

Connection name	Field level
Connection in acc. with standard	IEC 60603-13
Connection method	IDC/FLK socket strip
Number of connections	1

## Round cable - CABLE-FCN40/1X50/ 4,0M/M340 - 2321677

### Technical data

#### Connection data

Number of positions	50
Insertion/withdrawal cycles	> 50
Pitch	2.54 mm

#### Connection data 2

Connection name	Controller level
Connection method	Fujitsu connector
Number of connections	1
Number of positions	40
Insertion/withdrawal cycles	> 50

#### Standards and Regulations

Flame resistance	IEC 60332-1-2 (raw cable)
	VDE 0842, Part 332-1-2 (raw cable)
	IEC 60332-3-22 (raw cable)
	UL VW-1
	CSA FT-1
Resistance to oil	can withstand occasional splashes (raw cable)
Gasoline resistance	can withstand occasional splashes (raw cable)
Designation	Air clearances and creepage distances
Standards/regulations	DIN EN 50178
Rated insulation voltage	63 V
Rated surge voltage	0.6 kV
Insulation	Functional insulation
Pollution degree	2
Overvoltage category	II

#### Supported controller

Controller	SCHNEIDER ELECTRIC Modicon M340
- suitable I/O card	BMX DDI 3202K
	BMX DDI 6402K
	BMX DD0 3202K
	BMX DD0 6402K
	BMX DDM 3202K

#### Color code

Connector 1 = connector 2 (optional) = wire color	Fujitsu40 (A1) = IDC/FLK50 (47) = black
	Fujitsu40 (B1) = IDC/FLK50 (37) = brown
	Fujitsu40 (A2) = IDC/FLK50 (35) = red

## Round cable - CABLE-FCN40/1X50/ 4,0M/M340 - 2321677

### Technical data

#### Color code

	Fujitsu40 (B2) = IDC/FLK50 (25) = orange
	Fujitsu40 (A3) = IDC/FLK50 (46) = yellow
	Fujitsu40 (B3) = IDC/FLK50 (45) = green
	Fujitsu40 (A4) = IDC/FLK50 (44) = blue
	Fujitsu40 (B4) = IDC/FLK50 (43) = violet
	Fujitsu40 (A5) = IDC/FLK50 (42) = gray
	Fujitsu40 (B5) = IDC/FLK50 (41) = white
	Fujitsu40 (A6) = IDC/FLK50 (40) = white-black
	Fujitsu40 (B6) = IDC/FLK50 (39) = white-brown
	Fujitsu40 (A7) = IDC/FLK50 (34) = white-red
	Fujitsu40 (B7) = IDC/FLK50 (33) = white-orange
	Fujitsu40 (A8) = IDC/FLK50 (32) = white-yellow
	Fujitsu40 (B8) = IDC/FLK50 (31) = white-green
	Fujitsu40 (A9) = IDC/FLK50 (30) = white-blue
	Fujitsu40 (B9) = IDC/FLK50 (29) = white-violet
	Fujitsu40 (A10) = IDC/FLK50 (28) = white-gray
	Fujitsu40 (B10) = IDC/FLK50 (27) = brown-black
	Fujitsu40 (A11) = IDC/FLK50 (23) = brown-red
	Fujitsu40 (B11) = IDC/FLK50 (13) = brown-orange
	Fujitsu40 (A12) = IDC/FLK50 (11) = brown-yellow
	Fujitsu40 (B12) = IDC/FLK50 (1) = brown-green
	Fujitsu40 (A13) = IDC/FLK50 (22) = brown-blue
	Fujitsu40 (B13) = IDC/FLK50 (21) = brown-violet
	Fujitsu40 (A14) = IDC/FLK50 (20) = brown-gray
	Fujitsu40 (B14) = IDC/FLK50 (19) = brown-white
	Fujitsu40 (A15) = IDC/FLK50 (18) = green-black
	Fujitsu40 (B15) = IDC/FLK50 (17) = green-brown
	Fujitsu40 (A16) = IDC/FLK50 (16) = green-red
	Fujitsu40 (B16) = IDC/FLK50 (15) = green-orange
	Fujitsu40 (A17) = IDC/FLK50 (10) = green-blue
	Fujitsu40 (B17) = IDC/FLK50 (9) = green-violet
	Fujitsu40 (A18) = IDC/FLK50 (8) = green-gray
	Fujitsu40 (B18) = IDC/FLK50 (7) = green-white
	Fujitsu40 (A19) = IDC/FLK50 (6) = yellow-black
	Fujitsu40 (B19) = IDC/FLK50 (5) = yellow-brown
	Fujitsu40 (A20) = IDC/FLK50 (4) = yellow-red
	Fujitsu40 (B20) = IDC/FLK50 (3) = yellow-orange

# Round cable - CABLE-FCN40/1X50/ 4,0M/M340 - 2321677

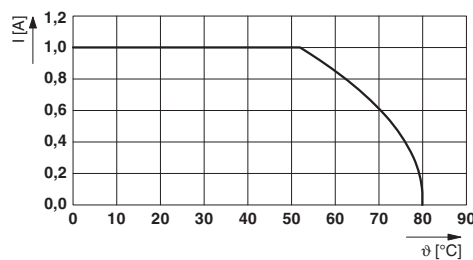
## Technical data

### Environmental Product Compliance

China RoHS	Environmentally Friendly Use Period = 50 years
	For details about hazardous substances go to tab "Downloads", Category "Manufacturer's declaration"

## Drawings

Diagram



Maximum permissible current per path in uncoiled state

## Classifications

### eCl@ss

eCl@ss 10.0.1	27242220
eCl@ss 11.0	27242220
eCl@ss 4.0	27060300
eCl@ss 4.1	27060300
eCl@ss 5.0	27242200
eCl@ss 5.1	27242200
eCl@ss 6.0	27249200
eCl@ss 7.0	27249205
eCl@ss 9.0	27242220

### ETIM

ETIM 2.0	EC000237
ETIM 3.0	EC000237
ETIM 4.0	EC000237
ETIM 6.0	EC000237
ETIM 7.0	EC000237

### UNSPSC

UNSPSC 6.01	26121620
-------------	----------

# Round cable - CABLE-FCN40/1X50/ 4,0M/M340 - 2321677

## Classifications

### UNSPSC

UNSPSC 7.0901	26121620
UNSPSC 11	26121620
UNSPSC 12.01	26121620
UNSPSC 13.2	26121620
UNSPSC 18.0	26121620
UNSPSC 19.0	26121620
UNSPSC 20.0	26121620
UNSPSC 21.0	26121620

## Approvals

### Approvals

Approvals

UL Listed / cUL Listed / EAC / cULus Listed

Ex Approvals

### Approval details


UL Listed		<a href="http://database.ul.com/cgi-bin/XYV/template/LISEXT/1FRAME/index.htm">http://database.ul.com/cgi-bin/XYV/template/LISEXT/1FRAME/index.htm</a>	FILE E 238705
Nominal voltage UN		125 V	
Nominal current IN		1 A	

cUL Listed		<a href="http://database.ul.com/cgi-bin/XYV/template/LISEXT/1FRAME/index.htm">http://database.ul.com/cgi-bin/XYV/template/LISEXT/1FRAME/index.htm</a>	FILE E 238705
Nominal voltage UN		125 V	
Nominal current IN		1 A	

## Round cable - CABLE-FCN40/1X50/ 4,0M/M340 - 2321677

### Approvals

EAC		RU* DE.HB*35.B00385
-----	---	------------------------

cULus Listed	
--------------	---

### Accessories

#### Accessories

#### Marker carrier cable

Cable marker carrier - KME - 0807083



Cable marker carrier, white, unlabeled, mounting type: Assembly with cable binders, cable diameter: > 5 mm, lettering field size: 20 mm x 8 mm