

Cable - CABLE-D50SUB/B/S/400/KONFEK/S - 2302311


Please be informed that the data shown in this PDF Document is generated from our Online Catalog. Please find the complete data in the user's documentation. Our General Terms of Use for Downloads are valid (<http://phoenixcontact.com/download>)



Assembled shielded round cable; connection 1: D-SUB socket strip (1x 50-position); connection 2: D-SUB pin strip (1x 50-position); cable length: 4 m



Key Commercial Data

| | |
|--------------------------------------|---|
| Packing unit | 1 pc |
| GTIN |  4 017918 894849 |
| GTIN | 4017918894849 |
| Weight per Piece (excluding packing) | 1,160.000 g |
| Custom tariff number | 85444290 |
| Country of origin | Hungary |

Technical data

Ambient conditions

| | |
|---|--|
| Ambient temperature (operation) | -40 °C ... 70 °C (fixed installation) |
| | -10 °C ... 70 °C (flexible installation) |
| Ambient temperature (storage/transport) | -40 °C ... 80 °C |
| Maximum altitude | ≤ 2000 m |
| Degree of protection | IP20 |
| | ≥ IP54 (Installation location) |

General

| | |
|---|-----------------------|
| Max. permissible operating voltage | 25 V AC |
| | 60 V DC |
| Max. current carrying capacity per path | 2 A (see to derating) |
| Length of cable | 4 m |

Cable - CABLE-D50SUB/B/S/400/KONFEK/S - 2302311

Technical data

General

| | |
|---|--|
| External cable diameter | 12.4 mm ±0.5 mm |
| Single wire, cross section | 0.25 mm ² |
| Single wire, cross section [AWG] | 24 |
| Single wire, number of litz wires | 14 |
| Single wire, material | Cu uninsulated |
| Wire diameter incl. insulation | 1.2 mm ±0.05 mm |
| Smallest bending radius, fixed installation | 106 mm |
| Smallest bending radius, movable installation | 200 mm |
| Bending cycles | 5000 (at a radius of ≥ 15x outside diameter) |
| Shielding | yes |
| | Tinned copper-braided shield, approx. 85% covering |
| Cable insulation resistance | ≥ 20 MΩ/km (at 20 °C) |
| Cable resistance | ≤ 80 Ω/km (at 20 °C) |
| Outer sheath, material | Semi-rigid PVC |
| External sheath, color | gray |
| Nominal operating mode | 100% operating factor |

Connection data

| | |
|-----------------------------|-----------------|
| Connection name | Field level |
| Connection method | D-SUB pin strip |
| Number of connections | 1 |
| Number of positions | 50 |
| Torque | 0.2 Nm |
| Insertion/withdrawal cycles | > 200 |

Connection data 2

| | |
|-----------------------------|--------------------|
| Connection name | Controller level |
| Connection method | D-SUB socket strip |
| Number of connections | 1 |
| Number of positions | 50 |
| Torque | 0.2 Nm |
| Insertion/withdrawal cycles | > 200 |

Standards and Regulations

| | |
|------------------|------------------------|
| Flame resistance | UL VW-1 |
| | CSA FT-1 |
| | IEC 60332-1-2 |
| | VDE 0842, Part 332-1-2 |
| | IEC 60332-3-22 |

Cable - CABLE-D50SUB/B/S/400/KONFEK/S - 2302311

Technical data

Standards and Regulations

| | |
|----------------------------------|---------------------------------------|
| Resistance to oil | against occasional splashes |
| Gasoline resistance | against occasional splashes |
| Connection in acc. with standard | CUL |
| Designation | Air clearances and creepage distances |
| Standards/regulations | DIN EN 50178 |
| Rated insulation voltage | 125 V |
| Rated surge voltage | 1.2 kV |
| Insulation | Functional insulation |
| Pollution degree | 2 |
| Overvoltage category | II |

Supported controller

| | |
|------------|-----------|
| Controller | universal |
|------------|-----------|

Color code

| | |
|---|--|
| Connector 1 = connector 2 (optional) = wire color | D-SUB50 (1) = D-SUB50 (1) = white |
| | D-SUB50 (2) = D-SUB50 (2) = brown |
| | D-SUB50 (3) = D-SUB50 (3) = green |
| | D-SUB50 (4) = D-SUB50 (4) = yellow |
| | D-SUB50 (5) = D-SUB50 (5) = gray |
| | D-SUB50 (6) = D-SUB50 (6) = pink |
| | D-SUB50 (7) = D-SUB50 (7) = blue |
| | D-SUB50 (8) = D-SUB50 (8) = red |
| | D-SUB50 (9) = D-SUB50 (9) = black |
| | D-SUB50 (10) = D-SUB50 (10) = violet |
| | D-SUB50 (11) = D-SUB50 (11) = gray-pink |
| | D-SUB50 (12) = D-SUB50 (12) = red-blue |
| | D-SUB50 (13) = D-SUB50 (13) = white-green |
| | D-SUB50 (14) = D-SUB50 (14) = brown-green |
| | D-SUB50 (15) = D-SUB50 (15) = white-yellow |
| | D-SUB50 (16) = D-SUB50 (16) = yellow-brown |
| | D-SUB50 (17) = D-SUB50 (17) = white-gray |
| | D-SUB50 (18) = D-SUB50 (18) = gray-brown |
| | D-SUB50 (19) = D-SUB50 (19) = white-pink |
| | D-SUB50 (20) = D-SUB50 (20) = pink-brown |
| | D-SUB50 (21) = D-SUB50 (21) = white-blue |
| | D-SUB50 (22) = D-SUB50 (22) = brown-blue |
| | D-SUB50 (23) = D-SUB50 (23) = white-red |

Cable - CABLE-D50SUB/B/S/400/KONFEK/S - 2302311

Technical data

Color code

| | |
|--|--|
| | D-SUB50 (24) = D-SUB50 (24) = brown-red |
| | D-SUB50 (25) = D-SUB50 (25) = white-black |
| | D-SUB50 (26) = D-SUB50 (26) = brown-black |
| | D-SUB50 (27) = D-SUB50 (27) = gray-green |
| | D-SUB50 (28) = D-SUB50 (28) = yellow-gray |
| | D-SUB50 (29) = D-SUB50 (29) = pink-green |
| | D-SUB50 (30) = D-SUB50 (30) = yellow-pink |
| | D-SUB50 (31) = D-SUB50 (31) = green-blue |
| | D-SUB50 (32) = D-SUB50 (32) = yellow-blue |
| | D-SUB50 (33) = D-SUB50 (33) = green-red |
| | D-SUB50 (34) = D-SUB50 (34) = yellow-red |
| | D-SUB50 (35) = D-SUB50 (35) = green-black |
| | D-SUB50 (36) = D-SUB50 (36) = yellow-black |
| | D-SUB50 (37) = D-SUB50 (37) = gray-blue |
| | D-SUB50 (38) = D-SUB50 (38) = pink-blue |
| | D-SUB50 (39) = D-SUB50 (39) = gray-red |
| | D-SUB50 (40) = D-SUB50 (40) = pink-red |
| | D-SUB50 (41) = D-SUB50 (41) = gray-black |
| | D-SUB50 (42) = D-SUB50 (42) = pink-black |
| | D-SUB50 (43) = D-SUB50 (43) = blue-black |
| | D-SUB50 (44) = D-SUB50 (44) = red-black |
| | D-SUB50 (45) = D-SUB50 (45) = white-brown-black |
| | D-SUB50 (46) = D-SUB50 (46) = yellow-green-black |
| | D-SUB50 (47) = D-SUB50 (47) = gray-pink-black |
| | D-SUB50 (48) = D-SUB50 (48) = blue-red-black |
| | D-SUB50 (49) = D-SUB50 (49) = white-green-black |
| | D-SUB50 (50) = D-SUB50 (50) = green-brown-black |

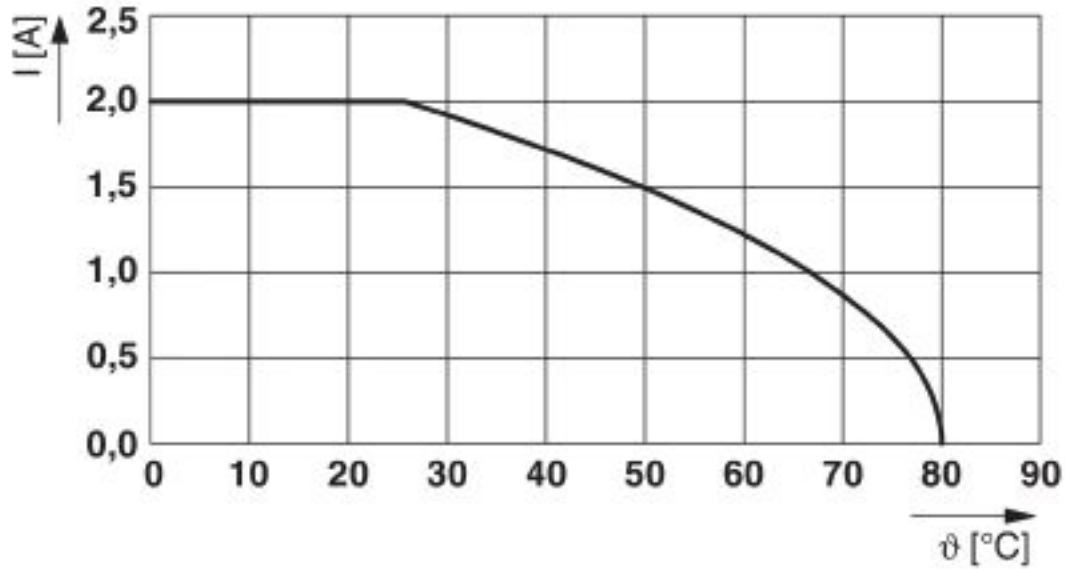
Environmental Product Compliance

| | |
|------------|---|
| REACH SVHC | Lead 7439-92-1 |
| China RoHS | Environmentally Friendly Use Period = 50 years |
| | For details about hazardous substances go to tab "Downloads", Category "Manufacturer's declaration" |

Drawings

Cable - CABLE-D50SUB/B/S/400/KONFEK/S - 2302311

Diagram



Maximum permissible current per path in uncoiled state

Classifications

eCl@ss

| | |
|---------------|----------|
| eCl@ss 10.0.1 | 27242220 |
| eCl@ss 4.0 | 27060300 |
| eCl@ss 4.1 | 27060300 |
| eCl@ss 5.0 | 27242200 |
| eCl@ss 5.1 | 27242200 |
| eCl@ss 6.0 | 27249200 |
| eCl@ss 7.0 | 27249205 |
| eCl@ss 8.0 | 27249205 |
| eCl@ss 9.0 | 27242220 |

ETIM

| | |
|----------|----------|
| ETIM 2.0 | EC000237 |
| ETIM 3.0 | EC000237 |
| ETIM 4.0 | EC000237 |
| ETIM 5.0 | EC000237 |
| ETIM 6.0 | EC000237 |
| ETIM 7.0 | EC000237 |

Cable - CABLE-D50SUB/B/S/400/KONFEK/S - 2302311

Classifications

UNSPSC

| | |
|---------------|----------|
| UNSPSC 6.01 | 26121620 |
| UNSPSC 7.0901 | 26121620 |
| UNSPSC 11 | 26121620 |
| UNSPSC 12.01 | 26121620 |
| UNSPSC 13.2 | 26121620 |
| UNSPSC 18.0 | 26121620 |
| UNSPSC 19.0 | 26121620 |
| UNSPSC 20.0 | 26121620 |
| UNSPSC 21.0 | 26121620 |

Approvals


Approvals


Approvals

CSA / UL Recognized / cUL Recognized / EAC / cULus Recognized

Ex Approvals

Approval details

| | | | |
|--------------------|---|---|----------|
| CSA |  | http://www.csagroup.org/services-industries/product-listing/ | 70002966 |
| Nominal voltage UN | | 125 V | |
| Nominal current IN | | 1 A | |

| | | | |
|--------------------|---|---|---------------|
| UL Recognized |  | http://database.ul.com/cgi-bin/XYV/template/LISEXT/1FRAME/index.htm | FILE E 238705 |
| Nominal voltage UN | | 125 V | |
| Nominal current IN | | 2 A | |

Cable - CABLE-D50SUB/B/S/400/KONFEK/S - 2302311

Approvals

| | | | |
|--------------------|--|---|---------------|
| cUL Recognized | | http://database.ul.com/cgi-bin/XYVV/template/LISEXT/1FRAME/index.htm | FILE E 238705 |
| Nominal voltage UN | | 125 V | |
| Nominal current IN | | 2 A | |

| | | |
|-----|--|-------------------------|
| EAC | | RU*- DE.HB*35.B00385 |
|-----|--|-------------------------|

| | |
|------------------|--|
| cULus Recognized | |
|------------------|--|

Accessories

Accessories

Marker carrier cable

Cable marker carrier - KME - 0807083



Cable marker carrier, white, unlabeled, mounting type: Assembly with cable binders, cable diameter: > 5 mm, lettering field size: 20 mm x 8 mm