

Electronic housing - ME MAX 22,5 G 3-U1 KMGY - 2201539

Please be informed that the data shown in this PDF Document is generated from our Online Catalog. Please find the complete data in the user's documentation. Our General Terms of Use for Downloads are valid (<http://phoenixcontact.com/download>)




DIN rail housing, Complete housing with metal foot catch, tall design, without vents, width: 22.6 mm, height: 99 mm, depth: 113.65 mm, color: light gray (7035), cross connection: DIN rail connector (optional), number of positions cross connector: 5

Your advantages

- ✓ Easy mounting
- ✓ Available in overall widths from 6.2 mm to 90 mm, modular extension is possible
- ✓ Variety of connection technologies
- ✓ Can be mounted on the DIN rail
- ✓ Optional with bus connector for DIN rail mounting as well as power connection system



Key Commercial Data

Packing unit	1 pc
Minimum order quantity	10 pc
GTIN	 4 046356 840958
GTIN	4046356840958
Weight per Piece (excluding packing)	66.000 g
Custom tariff number	85389099
Country of origin	Germany

Technical data

Item properties

Brief article description	Electronic housing
Type	ME MAX 22,5 G 3-U1 KMGY
Order No.	2201539
Housing type	DIN rail housing

Electronic housing - ME MAX 22,5 G 3-U1 KMGY - 2201539

Technical data

Item properties

Housing series	ME-MAX
Range of articles	ME MAX...G 3-U1
Type	Complete housing with metal foot catch, tall design
Max. IP code to attain	IP20
Mounting type	DIN rail mounting
Number of levels	1
Connection levels	3 (Top) / 1 (Bottom)
Ventilation openings present	no
Max. number of positions	20 (pitch: 3.5 mm)
	16 (pitch: 5 mm)
	12 (pitch: 7.25 mm/7.5 mm)

Dimensions

Caption	Schematic representation - for further information, see product drawing in the Download Center
Width [w]	22.6 mm
Height [h]	99 mm
Depth [d]	113.65 mm
Depth from top edge of DIN rail [d]	107.02 mm

Material data

Housing material	Polyamide
Color (RAL)	light gray (7035)
Flammability rating according to UL 94	V0

Ambient conditions

Ambient temperature (storage/transport)	-40 °C ... 55 °C
Ambient temperature (assembly)	-5 °C ... 100 °C
Ambient temperature (operation)	-40 °C ... 105 °C (depending on power dissipation)
Relative humidity (storage/transport)	80 %

PCB data

Number of PCB holders	1
PCB thickness	1.4 mm ... 1.8 mm
Mounting position	Vertical (horizontal DIN rail)
Type of PCB mount	Latching

Power dissipation, single housing at 20 °C

Ambient temperature	20 °C
Reduction factor	1

Electronic housing - ME MAX 22,5 G 3-U1 KMGY - 2201539

Technical data

Power dissipation, single housing at 20 °C

Mounting position	vertical
Power dissipation	5.7 W

Power dissipation, single housing at 30 °C

Ambient temperature	30 °C
Reduction factor	0.91
Mounting position	vertical
Power dissipation	5.2 W

Power dissipation, single housing at 40 °C

Ambient temperature	40 °C
Reduction factor	0.81
Mounting position	vertical
Power dissipation	4.6 W

Power dissipation, single housing at 50 °C

Ambient temperature	50 °C
Reduction factor	0.7
Mounting position	vertical
Power dissipation	4 W

Power dissipation, single housing at 60 °C

Ambient temperature	60 °C
Reduction factor	0.57
Mounting position	vertical
Power dissipation	3.25 W

Mechanical strength/tumbling barrel

Specification	IEC 60998-1:2002-12
Height of fall	50 cm
Number of drop cycles	10

Vibration test

Specification	IEC 60068-2-6:2007-12
Frequency	10 - 150 - 10 Hz
Sweep speed	1 octave/min
Amplitude	0.15 mm (10 - 58.1 Hz)
Acceleration	2g (58.1 - 150 Hz)
Test duration per axis	2.5 h
Test directions	X-, Y- and Z-axis

Electronic housing - ME MAX 22,5 G 3-U1 KMGY - 2201539

Technical data

Shock

Specification	IEC 60068-2-27:2008-02
Pulse shape	Half-sine
Acceleration	15g
Shock duration	11 ms
Number of shocks per direction	3
Test directions	X-, Y- and Z-axis (pos. and neg.)

Degrees of protection provided by housings (IP code)

Specification	IEC 60529:1989-11 + AMD 1:1999-11 + AMD 2:2013-08
Result, degree of protection, IP code	IP20

General information

Type of note	Assembly instruction:
Note	Refer to the data sheet for the range in the download area.
Type of note	Recommendation
Note	Material of contact pads for bus connector, galvanic gold (hard gold)

Packaging information

Type of packaging	packed in cardboard
Pieces per package	10
Denomination packing units	Pcs.
Outer packaging type	Carton

Standards and regulations

Flammability rating according to UL 94	V0
--	----

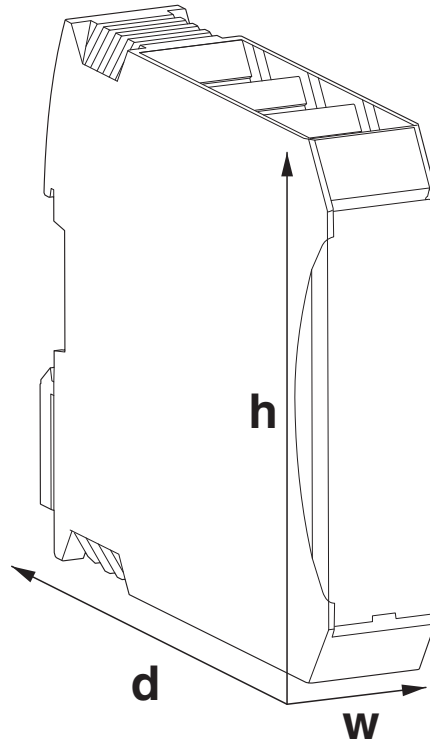
Environmental Product Compliance

China RoHS	Environmentally friendly use period: unlimited = EFUP-e
	No hazardous substances above threshold values

Drawings

Electronic housing - ME MAX 22,5 G 3-U1 KMGY - 2201539

Dimensional drawing



Schematic representation - for further information, see product drawing in the Download Center

Classifications

eCl@ss

eCl@ss 10.0.1	27182702
eCl@ss 11.0	27182702
eCl@ss 4.0	27180400
eCl@ss 4.1	27180400
eCl@ss 5.0	27180500
eCl@ss 5.1	27180500
eCl@ss 6.0	27180800
eCl@ss 7.0	27182702
eCl@ss 9.0	27182702

ETIM

ETIM 3.0	EC001031
----------	----------

Electronic housing - ME MAX 22,5 G 3-U1 KMGY - 2201539

Classifications

ETIM

ETIM 4.0	EC001031
ETIM 6.0	EC001031
ETIM 7.0	EC001031

UNSPSC

UNSPSC 6.01	31261501
UNSPSC 7.0901	31261501
UNSPSC 11	31261501
UNSPSC 12.01	31261501
UNSPSC 13.2	31261501
UNSPSC 18.0	31261501
UNSPSC 19.0	31261501
UNSPSC 20.0	31261501
UNSPSC 21.0	31261501

Approvals

Approvals

Approvals

UL Recognized

Ex Approvals

Approval details

UL Recognized		http://database.ul.com/cgi-bin/XYV/template/LISEXT/1FRAME/index.htm	FILE E 240868
---------------	--	---	---------------

Accessories

Accessories

Fiber optic

Electronic housing - ME MAX 22,5 G 3-U1 KMGY - 2201539

Accessories

Fiber optic - HS LC-H-D3/ R1XC1 - 2202313



Light guides, passive, rigid, can be used for the ME, ME-MAX, ME-IO, ME PLC, and EH housing ranges (housing must be processed)

Fiber optic - HS LC-H-5X2/ R1XC1 - 2202314



Light guides, passive, rigid, can be used for the ME, ME-MAX, ME-IO, ME PLC, and EH housing ranges (housing must be processed)

Fiber optic - HS LC-H-D3/ R2XC1-5,08 - 2202315



Light guides, passive, rigid, can be used for the ME, ME-MAX, ME-IO, ME PLC, and EH housing ranges (housing must be processed)

Fiber optic - HS LC-H-D2/ R2XC1-2,54 - 2202316



Light guides, passive, rigid, can be used for the ME, ME-MAX, ME-IO, ME PLC, and EH housing ranges (housing must be processed)

Fiber optic - HS LC-H-D2/ R2XC2-2,54 - 2202317



Light guides, passive, rigid, can be used for the ME, ME-MAX, ME-IO, ME PLC, and EH housing ranges (housing must be processed)

Electronic housing - ME MAX 22,5 G 3-U1 KMGY - 2201539

Accessories

Fiber optic - HS LC-H-D2/ R2XC5-2,54 - 2202318



Light guides, passive, rigid, can be used for the ME, ME-MAX, ME-IO, ME PLC, and EH housing ranges (housing must be processed)

Fiber optic - HS LC-H-D2/ R2XC10-2,54 - 2202319



Light guides, passive, rigid, can be used for the ME, ME-MAX, ME-IO, ME PLC, and EH housing ranges (housing must be processed)

Fiber optic - HS LC-H-D2/ R4XC2-2,54 - 2202320



Light guides, passive, rigid, can be used for the ME, ME-MAX, ME-IO, ME PLC, and EH housing ranges (housing must be processed)

Fiber optic - HS LC-H-D2/ R4XC5-2,54 - 2202321



Light guides, passive, rigid, can be used for the ME, ME-MAX, ME-IO, ME PLC, and EH housing ranges (housing must be processed)

Fiber optic - HS LC-H-D2/ R4XC9-2,54 - 2202322



Light guides, passive, rigid, can be used for the ME, ME-MAX, ME-IO, ME PLC, and EH housing ranges (housing must be processed)

Electronic housing - ME MAX 22,5 G 3-U1 KMGY - 2201539

Accessories

Fiber optic - HS LC-H-D2/ R4XC10-2,54 - 2202323



Light guides, passive, rigid, can be used for the ME, ME-MAX, ME-IO, ME PLC, and EH housing ranges (housing must be processed)

Fiber optic - HS LC-H-D2C/ R2XC1-2,54 - 1036658



Light guides, passive, rigid, can be used for the ME, ME-MAX, ME-IO, ME PLC, and EH housing ranges (housing must be processed)

Fiber optic - HS LC-H-D2C/ R2XC2-2,54 - 1043044



Light guides, passive, rigid, can be used for the ME, ME-MAX, ME-IO, ME PLC, and EH housing ranges (housing must be processed)

Fiber optic - HS LC-H-D2C/ R2XC5-2,54 - 1071310



Light guides, passive, rigid, can be used for the ME, ME-MAX, ME-IO, ME PLC, and EH housing ranges (housing must be processed)

Fiber optic - HS LC-H-D2C/ R2XC10-2,54 - 1071314



Light guides, passive, rigid, can be used for the ME, ME-MAX, ME-IO, ME PLC, and EH housing ranges (housing must be processed)

Electronic housing - ME MAX 22,5 G 3-U1 KMGY - 2201539

Accessories

Fiber optic - HS LC-H-D2C/ R4XC2-2,54 - 1071316



Light guides, passive, rigid, can be used for the ME, ME-MAX, ME-IO, ME PLC, and EH housing ranges (housing must be processed)

Fiber optic - HS LC-H-D2C/ R4XC5-2,54 - 1071318



Light guides, passive, rigid, can be used for the ME, ME-MAX, ME-IO, ME PLC, and EH housing ranges (housing must be processed)

Fiber optic - HS LC-H-D2C/ R4XC9-2,54 - 1071321



Light guides, passive, rigid, can be used for the ME, ME-MAX, ME-IO, ME PLC, and EH housing ranges (housing must be processed)

Fiber optic - HS LC-H-D2C/ R4XC10-2,54 - 1071329



Light guides, passive, rigid, can be used for the ME, ME-MAX, ME-IO, ME PLC, and EH housing ranges (housing must be processed)

Filler plug

Filler plugs - ME MAX B-22,5 KMGY - 2707929



DIN rail housing, Filler plug for unoccupied terminal points, width: 20 mm, height: 21.6 mm, color: light gray (7035)

Electronic housing - ME MAX 22,5 G 3-U1 KMGY - 2201539

Accessories

Ground contact

Functional ground contact - ME FE-CONTACT - 2908294



DIN rail housing, FE contact with soldering lug, width: 5 mm, height: 15.25 mm, depth: 9.5 mm, color: silver

Functional ground contact - ME BUS FE CONTACT - 2278076



DIN rail housing, FE contact, width: 5 mm, height: 15.25 mm, depth: 9.5 mm, color: silver

Mounting material

Base latch - ME MF 17,5 - 2908281



Metal foot catch, for intermediate elements.

Necessary add-on products

Feed-through header - MCO 1,5/ 5-G1L-3,5 KMGY - 2278380



PCB header, nominal cross section: 1.5 mm², color: light gray, nominal current: 8 A, rated voltage (III/2): 160 V, contact surface: Tin, type of contact: Male connector, number of potentials: 5, Number of rows: 1, Number of positions per row: 5, number of connections: 5, product range: MCO 1,5/..-G1L, pitch: 3.5 mm, mounting: Wave soldering, pin layout: Linear pinning, solder pin [P]: 2 mm, Locking: without, type of packaging: packed in cardboard, Product with pin output on left side

Electronic housing - ME MAX 22,5 G 3-U1 KMGY - 2201539

Accessories

Feed-through header - MCO 1,5/ 5-G1R-3,5 KMGY - 2278351



PCB header, nominal cross section: 1.5 mm², color: light gray, nominal current: 8 A, rated voltage (III/2): 160 V, contact surface: Tin, type of contact: Male connector, number of potentials: 5, Number of rows: 1, Number of positions per row: 5, number of connections: 5, product range: MCO 1,5/..-G1R, pitch: 3.5 mm, mounting: Wave soldering, pin layout: Linear pinning, solder pin [P]: 2 mm, Locking: without, type of packaging: packed in cardboard, Product with pin output on right side

Feed-through header - MSTBO 2,5/ 4-G1PL GY7035 - 2200325



PCB header, nominal cross section: 2.5 mm², color: light gray, nominal current: 16 A, rated voltage (III/2): 320 V, contact surface: Tin, type of contact: Male connector, Number of rows: 1, Number of positions per row: 4, product range: MSTBO 2,5/..-G1PL, pitch: 5 mm, mounting: Wave soldering, pin layout: Linear pinning, solder pin [P]: 3.5 mm, Locking: without, type of packaging: packed in cardboard, Product with pin output on left side

Feed-through header - MSTBO 2,5/ 4-G1PR GY7035 - 2200326



PCB header, nominal cross section: 2.5 mm², color: light gray, nominal current: 16 A, rated voltage (III/2): 320 V, contact surface: Tin, type of contact: Male connector, Number of rows: 1, Number of positions per row: 4, product range: MSTBO 2,5/..-G1PR, pitch: 5 mm, mounting: Wave soldering, pin layout: Linear pinning, solder pin [P]: 3.5 mm, Locking: without, type of packaging: packed in cardboard, Product with pin output on right side

Feed-through header - GMSTBO 2,5 HV/ 3-GL-7,25 THR - 2199663



PCB header, nominal cross section: 2.5 mm², color: black, nominal current: 16 A, rated voltage (III/2): 630 V, type of contact: Male connector, number of potentials: 3, Number of rows: 1, Number of positions per row: 3, number of connections: 3, product range: GMSTBO 2,5 HV, pitch: 7.25 mm, mounting: THR soldering, pin layout: Linear pinning, solder pin [P]: 2.1 mm, Pin connector pattern alignment: Standard, type of packaging: packed in cardboard, Product with pin output on left side

Feed-through header - GMSTBO 2,5 HV/ 3-GR-7,25 THR - 2199566



PCB header, nominal cross section: 2.5 mm², color: black, nominal current: 16 A, rated voltage (III/2): 630 V, type of contact: Male connector, number of potentials: 3, Number of rows: 1, Number of positions per row: 3, number of connections: 3, product range: GMSTBO 2,5 HV, pitch: 7.25 mm, mounting: THR soldering, pin layout: Linear pinning, solder pin [P]: 2.1 mm, Pin connector pattern alignment: Standard, type of packaging: packed in cardboard, Product with pin output on right side

Electronic housing - ME MAX 22,5 G 3-U1 KMGY - 2201539

Accessories

Feed-through header - MSTBO 2,5/ 4-G1L THRR44 BK - 2697194



PCB header, nominal cross section: 2.5 mm², color: black, nominal current: 16 A, rated voltage (III/2): 320 V, contact surface: Tin, type of contact: Male connector, Number of rows: 1, Number of positions per row: 4, product range: MSTBO 2,5/..-G1L-THR, pitch: 5 mm, mounting: THR soldering, pin layout: Linear pinning, solder pin [P]: 2.5 mm, Locking: without, type of packaging: 44 mm wide tape, Product with pin output on left side

Feed-through header - MSTBO 2,5/ 4-G1R THRR44 BK - 2697204



PCB header, nominal cross section: 2.5 mm², color: black, nominal current: 16 A, rated voltage (III/2): 320 V, contact surface: Tin, type of contact: Male connector, Number of rows: 1, Number of positions per row: 4, product range: MSTBO 2,5/..-G1R-THR, pitch: 5 mm, mounting: THR soldering, pin layout: Linear pinning, solder pin [P]: 2.5 mm, Locking: without, type of packaging: 44 mm wide tape, Product with pin output on right side

Feed-through header - MSTBO 2,5/ 4-G1L KMGY - 2907774



PCB header, nominal cross section: 2.5 mm², color: light gray, nominal current: 12 A, rated voltage (III/2): 320 V, contact surface: Tin, type of contact: Male connector, number of potentials: 4, Number of rows: 1, Number of positions per row: 4, number of connections: 4, product range: MSTBO 2,5/..-G1L, pitch: 5 mm, mounting: Wave soldering, pin layout: Linear pinning, solder pin [P]: 3.5 mm, Locking: without, type of packaging: packed in cardboard, Product with pin output on left side

Feed-through header - MSTBO 2,5/ 4-G1R KMGY - 2907787



PCB header, nominal cross section: 2.5 mm², color: light gray, nominal current: 12 A, rated voltage (III/2): 320 V, contact surface: Tin, type of contact: Male connector, number of potentials: 4, Number of rows: 1, Number of positions per row: 4, number of connections: 4, product range: MSTBO 2,5/..-G1R, pitch: 5 mm, mounting: Wave soldering, pin layout: Linear pinning, solder pin [P]: 3.5 mm, Locking: without, type of packaging: packed in cardboard, Product with pin output on right side

PCB terminal block - MKDSO 1,5/ 5-L-3,5 KMGY - 2278393



PCB terminal block, nominal current: 8 A, rated voltage (III/2): 160 V, nominal cross section: 1.5 mm², number of potentials: 5, Number of rows: 1, Number of positions per row: 5, product range: MKDSO 1,5/..-L, pitch: 3.5 mm, connection method: Screw connection with tension sleeve, mounting: Wave soldering, conductor/PCB connection direction: 0 °, color: light gray, Pin layout: Linear pinning, Solder pin [P]: 2.3 mm, type of packaging: packed in cardboard. Product with pin output on left side

Electronic housing - ME MAX 22,5 G 3-U1 KMGY - 2201539

Accessories

PCB terminal block - MKDSO 1,5/ 5-R-3,5 KMGY - 2278416



PCB terminal block, nominal current: 8 A, rated voltage (III/2): 160 V, nominal cross section: 1.5 mm², number of potentials: 5, Number of rows: 1, Number of positions per row: 5, product range: MKDSO 1,5/..-R, pitch: 3.5 mm, connection method: Screw connection with tension sleeve, mounting: Wave soldering, conductor/PCB connection direction: 0 °, color: light gray, Pin layout: Linear pinning, Solder pin [P]: 2.3 mm, type of packaging: packed in cardboard. Product with pin output on right side

PCB terminal block - MKDSO 2,5/ 4-L KMGY - 2908485



PCB terminal block, nominal current: 24 A, rated voltage (III/2): 400 V, nominal cross section: 2.5 mm², number of potentials: 4, Number of rows: 1, Number of positions per row: 4, product range: MKDSO 2,5/..-L, pitch: 5 mm, connection method: Screw connection with tension sleeve, mounting: Wave soldering, conductor/PCB connection direction: 0 °, color: light gray, Pin layout: Linear pinning, Solder pin [P]: 3.5 mm, type of packaging: packed in cardboard. Product with pin output on left side

PCB terminal block - MKDSO 2,5/ 4-R KMGY - 2908472



PCB terminal block, nominal current: 24 A, rated voltage (III/2): 400 V, nominal cross section: 2.5 mm², number of potentials: 4, Number of rows: 1, Number of positions per row: 4, product range: MKDSO 2,5/..-R, pitch: 5 mm, connection method: Screw connection with tension sleeve, mounting: Wave soldering, conductor/PCB connection direction: 0 °, color: light gray, Pin layout: Linear pinning, Solder pin [P]: 3.5 mm, type of packaging: packed in cardboard. Product with pin output on right side

PCB terminal block - MKDSO 2,5 HV/ 3L-7,5 KMGY - 2890946



PCB terminal block, nominal current: 24 A, rated voltage (III/2): 630 V, nominal cross section: 2.5 mm², Number of rows: 1, Number of positions per row: 3, product range: MKDSO 2,5 HV/..-L, pitch: 7.5 mm, connection method: Screw connection with tension sleeve, mounting: Wave soldering, conductor/PCB connection direction: 0 °, color: light gray, Pin layout: Linear pinning, Solder pin [P]: 3.5 mm. Product with pin output on left side

PCB terminal block - MKDSO 2,5 HV/ 3R-7,5 KMGY - 2890959



PCB terminal block, nominal current: 24 A, rated voltage (III/2): 630 V, nominal cross section: 2.5 mm², Number of rows: 1, Number of positions per row: 3, product range: MKDSO 2,5 HV/..-R, pitch: 7.5 mm, connection method: Screw connection with tension sleeve, mounting: Wave soldering, conductor/PCB connection direction: 0 °, color: light gray, Pin layout: Linear pinning, Solder pin [P]: 3.5 mm. Product with pin output on right side

Electronic housing - ME MAX 22,5 G 3-U1 KMGY - 2201539

Accessories

PCB terminal block - FKDSO 2,5/ 4-L KMGY - 2200319



PCB terminal block, nominal current: 22 A, rated voltage (III/2): 250 V, nominal cross section: 2.5 mm², number of potentials: 4, Number of rows: 1, Number of positions per row: 4, product range: FKDSO 2,5/..-L, pitch: 5 mm, connection method: Push-in spring connection, mounting: Wave soldering, conductor/PCB connection direction: 0 °, color: light gray, Pin layout: Linear pinning, Solder pin [P]: 3.5 mm, type of packaging: packed in cardboard. Product with pin output on left side

PCB terminal block - FKDSO 2,5/ 4-R KMGY - 2200320



PCB terminal block, nominal current: 22 A, rated voltage (III/2): 250 V, nominal cross section: 2.5 mm², number of potentials: 4, Number of rows: 1, Number of positions per row: 4, product range: FKDSO 2,5/..-R, pitch: 5 mm, connection method: Push-in spring connection, mounting: Wave soldering, conductor/PCB connection direction: 0 °, color: light gray, Pin layout: Linear pinning, Solder pin [P]: 3.5 mm, type of packaging: packed in cardboard. Product with pin output on right side

PCB terminal block - FKDSO 2,5 HV/3-L 7,5 GY7035 - 2201128



PCB terminal block, nominal current: 24 A, rated voltage (III/2): 630 V, nominal cross section: 2.5 mm², number of potentials: 3, Number of rows: 1, Number of positions per row: 3, product range: FKDSO 2,5 HV/..-L, pitch: 7.5 mm, connection method: Push-in spring connection, mounting: Wave soldering, conductor/PCB connection direction: 0 °, color: light gray, Pin layout: Linear pinning, Solder pin [P]: 3.53 mm, type of packaging: packed in cardboard. Product with pin output on left side

PCB terminal block - FKDSO 2,5 HV/3-R 7,5 GY7035 - 2201129



PCB terminal block, nominal current: 24 A, rated voltage (III/2): 630 V, nominal cross section: 2.5 mm², number of potentials: 3, Number of rows: 1, Number of positions per row: 3, product range: FKDSO 2,5 HV/..-R, pitch: 7.5 mm, connection method: Push-in spring connection, mounting: Wave soldering, conductor/PCB connection direction: 0 °, color: light gray, Pin layout: Linear pinning, Solder pin [P]: 3.53 mm, type of packaging: packed in cardboard. Product with pin output on right side

Printed-circuit board connector - MC 1,5/ 5-ST-3,5 GY7035 - 1769087



PCB connector, nominal cross section: 1.5 mm², color: light gray, nominal current: 8 A, rated voltage (III/2): 160 V, contact surface: Tin, type of contact: Female connector, number of potentials: 5, Number of rows: 1, Number of positions per row: 5, number of connections: 5, product range: MC 1,5/..-ST, pitch: 3.5 mm, connection method: Screw connection with tension sleeve, screw head form: L Slotted, conductor/PCB connection direction: 0 °, plug-in system: MINI COMBICON, Locking: without, mounting: without, type of packaging: packed in cardboard

Electronic housing - ME MAX 22,5 G 3-U1 KMGY - 2201539

Accessories

Printed-circuit board connector - FMC 1,5/ 5-ST-3,5 GY7035 - 1773581



PCB connector, nominal cross section: 1.5 mm², color: light gray, nominal current: 8 A, rated voltage (III/2): 160 V, contact surface: Tin, type of contact: Female connector, number of potentials: 5, Number of rows: 1, Number of positions per row: 5, number of connections: 5, product range: FMC 1,5/..-ST, pitch: 3.5 mm, connection method: Push-in spring connection, conductor/PCB connection direction: 0 °, plug-in system: MINI COMBICON, Locking: without, mounting: without, type of packaging: packed in cardboard

Printed-circuit board connector - FK-MCP 1,5/ 5-ST-3,5 GY7035 - 1773604



PCB connector, nominal cross section: 1.5 mm², color: light gray, nominal current: 8 A, rated voltage (III/2): 160 V, contact surface: Tin, type of contact: Female connector, number of potentials: 5, Number of rows: 1, Number of positions per row: 5, number of connections: 5, product range: FK-MCP 1,5/..-ST, pitch: 3.5 mm, connection method: Push-in spring connection, conductor/PCB connection direction: 0 °, plug-in system: MINI COMBICON, Locking: without, mounting: without, type of packaging: packed in cardboard

Printed-circuit board connector - PSPT 2,5/ 4-ST KMGY - 2202344



PCB connector, nominal cross section: 2.5 mm², color: light gray, nominal current: 16 A, rated voltage (III/2): 300 V, contact surface: Tin, type of contact: Female connector, number of potentials: 4, Number of rows: 1, Number of positions per row: 4, number of connections: 4, product range: PSPT 2,5/..-ST, pitch: 5 mm, connection method: Push-in spring connection, conductor/PCB connection direction: 0 °, Locking clip: - Locking clip, Locking: without, mounting: without, type of packaging: packed in cardboard, Color of the spring lever: orange

Printed-circuit board connector - MSTBT 2,5 HC/ 4-STP GY7035 - 2200332



PCB connector, nominal cross section: 2.5 mm², color: light gray, nominal current: 16 A, rated voltage (III/2): 320 V, contact surface: Tin, type of contact: Female connector, Number of rows: 1, Number of positions per row: 4, product range: MSTBT 2,5 HC/..-STP, pitch: 5 mm, connection method: Screw connection with tension sleeve, conductor/PCB connection direction: 0 °, plug-in system: POWER COMBICON 2,5, Locking: without, mounting: without

Printed-circuit board connector - GMSTBT 2,5 HV/3-ST-7,25 GY7035 - 2199553



PCB connector, color: light gray, rated voltage (III/2): 1000 V, contact surface: Tin, type of contact: Female connector, Number of rows: 1, Number of positions per row: 3, product range: GMSTBT 2,5 HV/..-ST, pitch: 7.25 mm, connection method: Screw connection with tension sleeve, conductor/PCB connection direction: 0 °, Locking: without, type of packaging: packed in cardboard

Electronic housing - ME MAX 22,5 G 3-U1 KMGY - 2201539

Accessories

Feed-through header - MSTBO 2,5/ 4-G1L KMGY AU - 1077607



PCB header, color: light gray, contact surface: Gold, Number of rows: 1, Number of positions per row: 4, product range: MSTBO 2,5/..-G1L Au, pitch: 5 mm, mounting: Wave soldering, pin layout: Linear pinning, solder pin [P]: 3.5 mm, Locking: without, type of packaging: packed in cardboard, Product with pin output on left side

Feed-through header - MSTBO 2,5/ 4-G1R KMGY AU - 1077608



PCB header, color: light gray, contact surface: Gold, Number of rows: 1, Number of positions per row: 4, product range: MSTBO 2,5/..-G1R Au, pitch: 5 mm, mounting: Wave soldering, pin layout: Linear pinning, solder pin [P]: 3.5 mm, Locking: without, type of packaging: packed in cardboard, Product with pin output on right side

Feed-through header - MSTBO 2,5/ 4-G1L THRR44 BK AU - 1077613



PCB header, color: black, contact surface: Gold, type of contact: Male connector, Number of positions per row: 4, product range: MSTBO 2,5/..-G1L THR Au, pitch: 5 mm, mounting: THR soldering, pin layout: Linear pinning, solder pin [P]: 2.5 mm, Article with lateral pin exit

Feed-through header - MSTBO 2,5/ 4-G1R THRR44 BK AU - 1077614



PCB header, color: black, contact surface: Gold, type of contact: Male connector, Number of positions per row: 4, product range: MSTBO 2,5/..-G1R THR Au, pitch: 5 mm, mounting: THR soldering, pin layout: Linear pinning, solder pin [P]: 2.5 mm, type of packaging: 44 mm wide tape, Product with pin output on right side

Additional products

DIN rail bus connectors - ME 22,5 TBUS 1,5/4P1S KMGY - 2201732



DIN rail connector, color: light gray, nominal current: 8 A, 8 A (parallel contacts) (Serial contacts), rated voltage (III/2): 50 V, Number of positions per row: 5, pitch: 3.81 mm, mounting: DIN rail mounting, Locking: without, mounting: without, Item with gold-plated contacts, bus connectors for connecting with electronics housings, 4 parallel contacts/1 serial contact

Electronic housing - ME MAX 22,5 G 3-U1 KMGY - 2201539

Accessories

DIN rail bus connectors - ME 22,5 TBUS 1,5/ 5-ST-3,81 KMGY - 2713722



DIN rail connector, color: light gray, nominal current: 8 A (parallel contacts), rated voltage (III/2): 125 V, contact surface: Gold, Number of positions per row: 5, pitch: 3.81 mm, mounting: DIN rail mounting, Locking: without, mounting: without, type of packaging: packed in cardboard, Item with gold-plated contacts, bus connectors for connecting with electronics housings, 5 parallel contacts

DIN rail bus connectors - ME 22,5 TBUS ADAPTER KMGY - 2201756




DIN rail bus adapter for ME and ME-MAX, design width: 22.5 mm, 5 parallel positions, color: light gray (similar to RAL 7035)

Power connector - PCO 22,5-L KMGY - 2201685



Power connector for ME-MAX housing, design width: 22.5 mm, 2-pos., used to transmit a total current of up to 42 A at 60 V DC.

Filler plugs - ME MAX TBUS BS KMGY - 2199650



DIN rail housing, Filler plugs for TBUS recess, width: 5.8 mm, height: 30 mm, depth: 6.6 mm, color: light gray (7035)

End clamp - E/ME TBUS NS35 GY - 2713780



End clamp, stable construction for DIN rail bus connector

Electronic housing - ME MAX 22,5 G 3-U1 KMGY - 2201539

Accessories

Plug - MC 1,5/ 5-ST-3,81 AU - 1860883



PCB connector, nominal cross section: 1.5 mm², color: green, nominal current: 8 A, rated voltage (III/2): 160 V, contact surface: Gold, type of contact: Female connector, number of potentials: 5, Number of rows: 1, Number of positions per row: 5, number of connections: 5, product range: MC 1,5/..-ST, pitch: 3.81 mm, connection method: Screw connection with tension sleeve, screw head form: L Slotted, conductor/PCB connection direction: 0 °, pin layout: Linear three-way pinning, plug-in system: MINI COMBICON, Locking: without, mounting: without, type of packaging: packed in cardboard

Printed-circuit board connector - IMC 1,5/ 5-ST-3,81 - 1857919



PCB connector, nominal cross section: 1.5 mm², color: green, nominal current: 8 A, rated voltage (III/2): 160 V, contact surface: Tin, type of contact: Male connector, number of potentials: 5, Number of rows: 1, Number of positions per row: 5, number of connections: 5, product range: IMC 1,5/..-ST, pitch: 3.81 mm, connection method: Screw connection with tension sleeve, screw head form: L Slotted, conductor/PCB connection direction: 0 °, plug-in system: MINI COMBICON, Locking: without, mounting: without, type of packaging: packed in cardboard

Cross connection - PBR 42A BU - 2201916



Jumper for PCO power connector in ME-MAX housing, color: blue (similar to RAL 5015)

Cross connection - PBR 42A GY - 2201917



Jumper for PCO power connector in ME-MAX housing, color: gray (similar to RAL 7042)

Cross connection - PBR 42A RD - 2201915



Jumper for PCO power connector in ME-MAX housing, color: red (similar to RAL 3000)

Electronic housing - ME MAX 22,5 G 3-U1 KMGY - 2201539

Accessories

Shield connection clamp - ME-SAS - 2853899



Shield connection clamp for printed circuit terminal block

Coding section - CR MSTBO-G1 - 2199618



Coding section, inserted into the recess in the header or the inverted plug, red insulating material
