

PCB terminal block - PTSA 0,5/ 5-2,5-Z - 1990038

Please be informed that the data shown in this PDF Document is generated from our Online Catalog. Please find the complete data in the user's documentation. Our General Terms of Use for Downloads are valid (<http://phoenixcontact.com/download>)



PCB terminal block, nominal current: 2 A, rated voltage (III/2): 250 V, Nominal cross section: 0.5 mm², pitch: 2.5 mm, number of positions: 5, connection method: Push-in spring connection, mounting: Wave soldering, conductor/PCB connection direction: 45 °, color: green, Pin layout: Zigzag pinning M, Solder pin [P]: 3.6 mm. Offset soldering legs, two-rowed

The figure shows a 10-position version of the product

Your advantages

- ✓ Time saving push-in connection, tools not required
- ✓ Defined contact force ensures that contact remains stable over the long term
- ✓ Angled connection enables multi-row arrangement on the PCB



Key Commercial Data

Packing unit	1 pc
Minimum order quantity	100 pc
GTIN	
GTIN	4017918973605
Weight per Piece (excluding packing)	2.130 g
Custom tariff number	85369010
Country of origin	Poland

Technical data

Item properties

Brief article description	PCB terminal block
Range of articles	PTSA 0,5
Pitch	2.5 mm
Number of positions	5

PCB terminal block - PTSA 0,5/ 5-2,5-Z - 1990038

Technical data

Item properties

Connection method	Push-in spring connection
Mounting type	Wave soldering
Pin layout	Zigzag pinning M
Number of levels	1
Number of connections	5
Number of potentials	5

Electrical parameters

Nom. voltage	250 V
--------------	-------

Connection capacity

Connection method	Push-in spring connection
pluggable	no
Conductor cross section solid	0.14 mm ² ... 0.5 mm ²
Conductor cross section flexible	0.2 mm ² ... 0.5 mm ²
Conductor cross section AWG / kcmil	24 ... 20
Stripping length	9 mm

Material data - contact

Note	WEEE/RoHS-compliant, free of whiskers according to IEC 60068-2-82/ JEDEC JESD 201
Contact material	Cu alloy
Surface characteristics	hot-dip tin-plated
Metal surface terminal point (top layer)	Tin (4 - 8 µm Sn)
Metal surface soldering area (top layer)	Tin (4 - 8 µm Sn)

Material data - housing

Insulating material	PA
Insulating material group	I
CTI according to IEC 60112	600
Flammability rating according to UL 94	V0
Glow wire flammability index GWFI according to EN 60695-2-12	850
Glow wire ignition temperature GWIT according to EN 60695-2-13	775
Temperature for the ball pressure test according to EN 60695-10-2	125 °C

Dimensions for the product

Caption	The figure shows the 5-pos. version
Length [l]	12 mm
Width [w]	14 mm
Height [h]	16.7 mm

PCB terminal block - PTSA 0,5/ 5-2,5-Z - 1990038

Technical data

Dimensions for the product

Pitch	2.5 mm
Height (without solder pin)	13.1 mm
Solder pin [P]	3.6 mm
Pin spacing	2.5 mm
Pin dimensions	0.4 x 0.75 mm
Dimension a	10 mm

Dimensions for PCB design

Hole diameter	1 mm
Pin spacing	2.5 mm

Packaging information

Type of packaging	packed in cardboard
Pieces per package	100
Denomination packing units	Pcs.

Ambient conditions

Ambient temperature (storage/transport)	-40 °C ... 70 °C
Ambient temperature (assembly)	-5 °C ... 55 °C
Ambient temperature (operation)	-40 °C ... 85 °C

Termination and connection method

Connection test	IEC 60998-2-2:1991-10
Test result	Test passed
Test for conductor damage and slackening	IEC 60998-2-2:1991-10
	Test passed

Pull-out test

Pull-out test	IEC 60998-2-2:1991-10
	Test passed
Conductor cross section / conductor type / tensile force	0.14 mm ² / solid / > 7 N
	0.2 mm ² / flexible / > 10 N
	0.5 mm ² / solid / > 30 N
	0.5 mm ² / flexible / > 30 N

Electrical tests

Rated current	2 A
Conductor cross section	0.5 mm ²
Rated voltage (III/2)	250 V
Rated surge voltage (III/2)	4 kV

PCB terminal block - PTSA 0,5/ 5-2,5-Z - 1990038

Technical data

Air clearances and creepage distances

Rated insulation voltage (III/3)	160 V
Rated insulation voltage (III/2)	250 V
Rated insulation voltage (II/2)	400 V
Rated surge voltage (III/3)	4 kV
Rated surge voltage (III/2)	4 kV
Rated surge voltage (II/2)	4 kV
Minimum clearance - inhomogeneous field (III/3)	3 mm
Minimum clearance - inhomogeneous field (III/2)	3 mm
Minimum clearance - inhomogeneous field (II/2)	3 mm
Minimum creepage distance value (III/3)	3 mm
Minimum creepage distance value (III/2)	3 mm
Minimum creepage distance value (II/2)	3 mm

Current carrying capacity / derating curves

Vibration test

Specification	IEC 60068-2-6:1995-03
Result	Test passed
Frequency	10 - 150 - 10 Hz
Sweep speed	1 octave/min
Amplitude	0.35 mm (10 - 60.1 Hz)
Acceleration	5 g (60.1 - 150 Hz)
Test duration per axis	2.5 h

Resistance to ageing, humidity and penetration of solids

Dry heat	168 h/100°C
Humid heat	48 h/30 °C/92 %

Standards and Regulations

Connection in acc. with standard	EN-VDE
	CUL
Flammability rating according to UL 94	V0

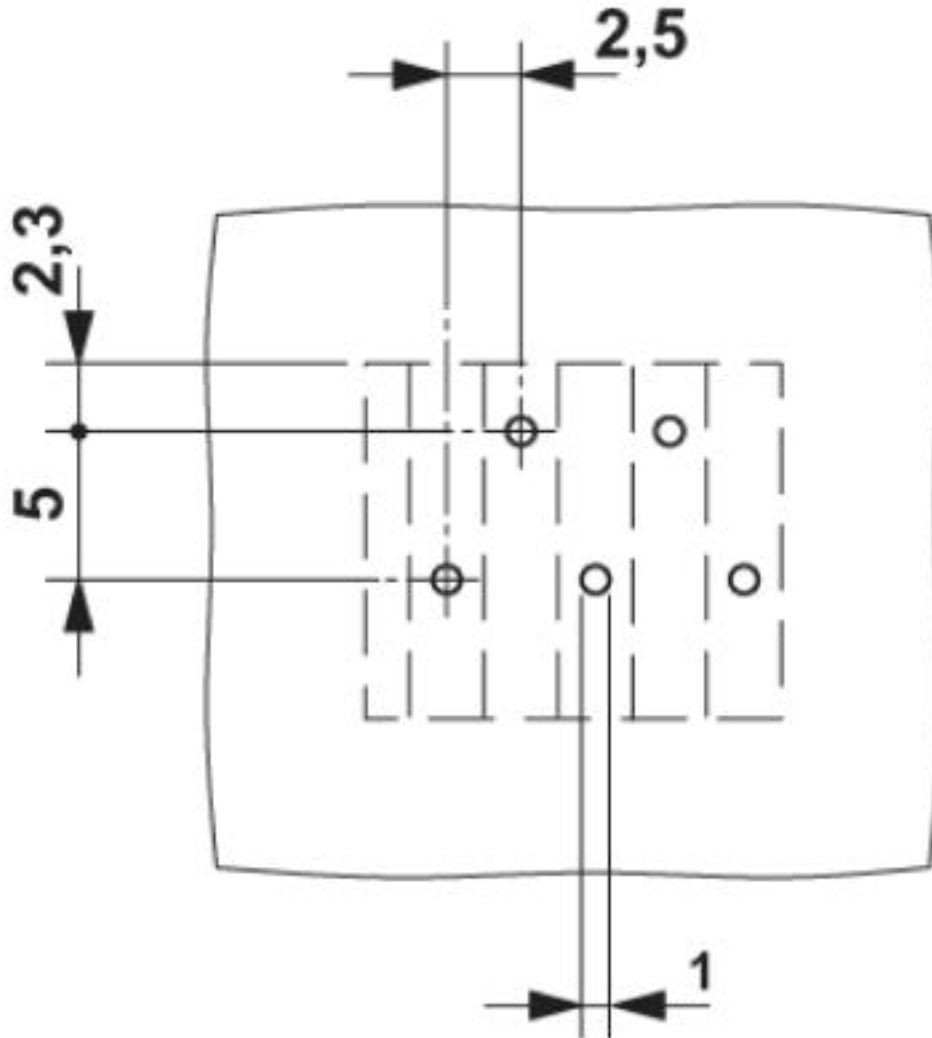
Environmental Product Compliance

China RoHS	Environmentally friendly use period: unlimited = EFUP-e
	No hazardous substances above threshold values

Drawings

PCB terminal block - PTSA 0,5/ 5-2,5-Z - 1990038

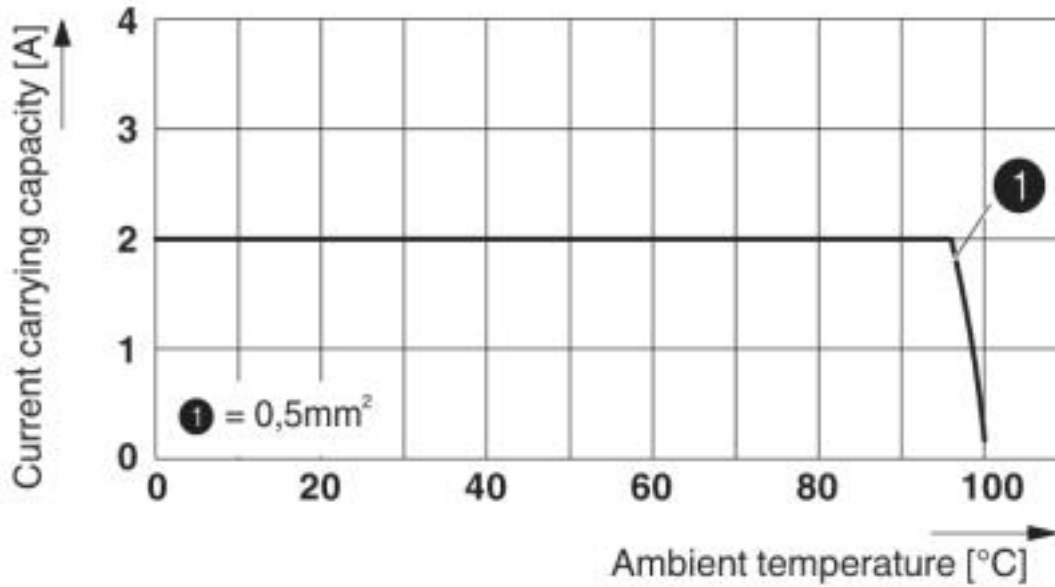
Drilling diagram



The figure shows the 5-pos. version – Zig-zag pinning starts at the right-hand position. Other pinning available on request.

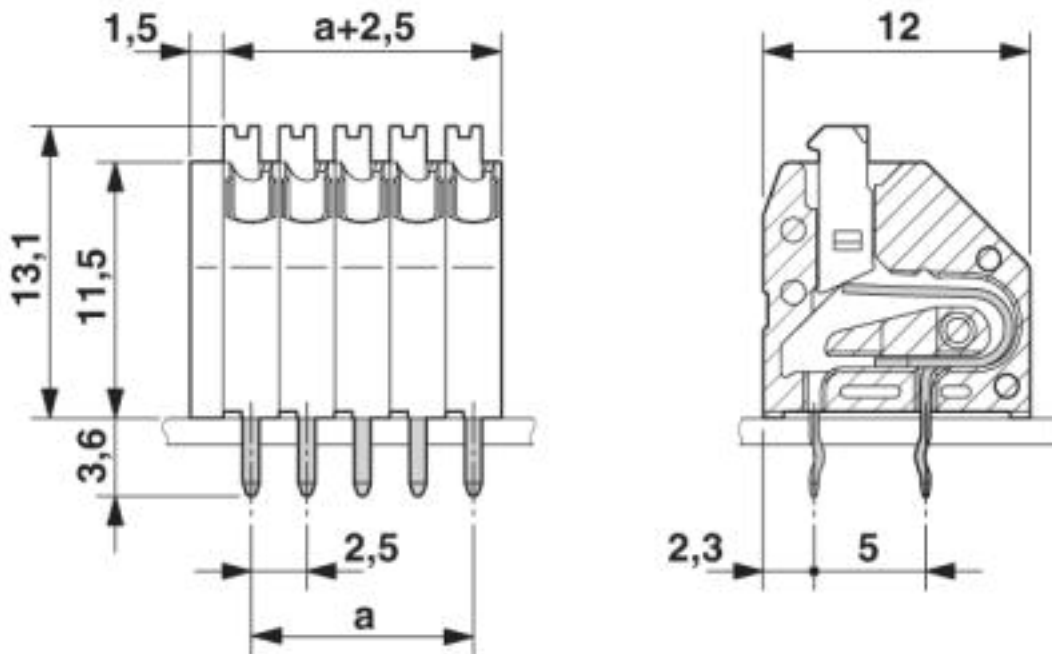
PCB terminal block - PTSA 0,5/ 5-2,5-Z - 1990038

Diagram



Derating diagram for 5 pins;reduction factor=1

Dimensional drawing



The figure shows the 5-pos. version

PCB terminal block - PTSA 0,5/ 5-2,5-Z - 1990038

Classifications

eCl@ss

eCl@ss 4.0	27260700
eCl@ss 4.1	27260700
eCl@ss 5.0	27141100
eCl@ss 5.1	27261100
eCl@ss 6.0	27261100
eCl@ss 7.0	27440401
eCl@ss 8.0	27440401
eCl@ss 9.0	27440401

ETIM

ETIM 3.0	EC001121
ETIM 4.0	EC002643
ETIM 5.0	EC002643
ETIM 6.0	EC002643
ETIM 7.0	EC002643

UNSPSC

UNSPSC 6.01	30211801
UNSPSC 7.0901	39121432
UNSPSC 11	34131203
UNSPSC 12.01	39121432
UNSPSC 13.2	39121432
UNSPSC 18.0	39121432
UNSPSC 19.0	39121432
UNSPSC 20.0	39121432
UNSPSC 21.0	39121432

Approvals

Approvals

Approvals

CCA / VDE Gutachten mit Fertigungsüberwachung / EAC / cULus Recognized

Ex Approvals

PCB terminal block - PTSA 0,5/ 5-2,5-Z - 1990038

Approvals

Approval details

CCA		CCA/DE1 34204
Nominal current IN	2 A	
mm ² /AWG/kcmil	0.5	

VDE Gutachten mit Fertigungsüberwachung		http://www2.vde.com/de/Institut/Online-Service/ VDE-gepruefteProdukte/Seiten/Online-Suche.aspx	40013932
Nominal voltage UN	250 V		
Nominal current IN	2 A		
mm ² /AWG/kcmil	0.5		

EAC		B.01742
-----	--	---------

cULus Recognized		http://database.ul.com/cgi-bin/XYV/template/LISEXT/1FRAME/index.htm	E60425-20030527
	B	D	
Nominal voltage UN	300 V	300 V	
Nominal current IN	2 A	2 A	
mm ² /AWG/kcmil	26-20	26-20	

Accessories

Accessories

Screwdriver tools

Screwdriver - SZF 0-0,4X2,5 - 1204504



Actuation tool, for ST terminal blocks, also suitable for use as a bladed screwdriver, size: 0.4 x 2.5 x 75 mm, 2-component grip, with non-slip grip

