

## Printed-circuit board connector - SMSTB 2,5/ 6-STF-5,08 - 1971109

Please be informed that the data shown in this PDF Document is generated from our Online Catalog. Please find the complete data in the user's documentation. Our General Terms of Use for Downloads are valid (<http://phoenixcontact.com/download>)

PCB connector, nominal current: 12 A, number of positions: 6, pitch: 5.08 mm, connection method: Screw connection with tension sleeve, color: green, contact surface: Tin




The figure shows a 10-position version of the product

### Your advantages

- ✓ Well-known connection principle allows worldwide use
- ✓ Optimized for tight installation situations: operation and conductor connection from one direction
- ✓ Screwable flange for superior mechanical stability
- ✓ Low temperature rise, thanks to maximum contact force
- ✓ Allows connection of two conductors



### Key Commercial Data

Packing unit	1 pc
Minimum order quantity	50 pc
GTIN	 4 017918 931247
GTIN	4017918931247
Weight per Piece (excluding packing)	12.560 g
Custom tariff number	85366990
Country of origin	Germany

### Technical data

#### Dimensions

Length [ l ]	25.6 mm
Width [ w ]	40.64 mm
Height [ h ]	15.5 mm

# Printed-circuit board connector - SMSTB 2,5/ 6-STF-5,08 - 1971109

## Technical data

### Dimensions

Pitch	5.08 mm
Dimension a	25.4 mm

### General

Range of articles	SMSTB 2,5/..-STF
Number of positions	6
Connection method	Screw connection with tension sleeve
Insulating material group	I
Rated surge voltage (III/3)	4 kV
Rated surge voltage (III/2)	4 kV
Rated surge voltage (II/2)	4 kV
Rated voltage (III/3)	250 V
Rated voltage (III/2)	320 V
Rated voltage (II/2)	630 V
Connection in acc. with standard	EN-VDE
Nominal current $I_N$	12 A
Nominal cross section	2.5 mm <sup>2</sup>
Maximum load current	12 A
Insulating material	PA
Flammability rating according to UL 94	V2
Internal cylindrical gage	A3
Stripping length	7 mm
Screw thread	M3
Tightening torque, min	0.5 Nm
Tightening torque max	0.6 Nm

### Connection data

Conductor cross section solid min.	0.2 mm <sup>2</sup>
Conductor cross section solid max.	2.5 mm <sup>2</sup>
Conductor cross section flexible min.	0.2 mm <sup>2</sup>
Conductor cross section flexible max.	2.5 mm <sup>2</sup>
Conductor cross section flexible, with ferrule without plastic sleeve min.	0.25 mm <sup>2</sup>
Conductor cross section flexible, with ferrule without plastic sleeve max.	2.5 mm <sup>2</sup>
Conductor cross section flexible, with ferrule with plastic sleeve min.	0.25 mm <sup>2</sup>
Conductor cross section flexible, with ferrule with plastic sleeve max.	2.5 mm <sup>2</sup>
Conductor cross section AWG min.	24
Conductor cross section AWG max.	12
2 conductors with same cross section, solid min.	0.2 mm <sup>2</sup>

# Printed-circuit board connector - SMSTB 2,5/ 6-STF-5,08 - 1971109

## Technical data

### Connection data

2 conductors with same cross section, solid max.	1 mm <sup>2</sup>
2 conductors with same cross section, stranded min.	0.2 mm <sup>2</sup>
2 conductors with same cross section, stranded max.	1.5 mm <sup>2</sup>
2 conductors with same cross section, stranded, ferrules without plastic sleeve, min.	0.25 mm <sup>2</sup>
2 conductors with same cross section, stranded, ferrules without plastic sleeve, max.	1 mm <sup>2</sup>
2 conductors with same cross section, stranded, TWIN ferrules with plastic sleeve, min.	0.5 mm <sup>2</sup>
2 conductors with same cross section, stranded, TWIN ferrules with plastic sleeve, max.	1.5 mm <sup>2</sup>
Minimum AWG according to UL/CUL	30
Maximum AWG according to UL/CUL	12

### Standards and Regulations

Connection in acc. with standard	EN-VDE
	CSA
Flammability rating according to UL 94	V2

### Environmental Product Compliance

	Lead 7439-92-1
China RoHS	Environmentally Friendly Use Period = 50
	For details about hazardous substances go to tab "Downloads", Category "Manufacturer's declaration"

## Classifications

### eCl@ss

eCl@ss 4.0	272607xx
eCl@ss 4.1	27260701
eCl@ss 5.0	27260701
eCl@ss 5.1	27260700
eCl@ss 6.0	27260700
eCl@ss 7.0	27440309
eCl@ss 8.0	27440309
eCl@ss 9.0	27440309

### ETIM

ETIM 3.0	EC001121
ETIM 4.0	EC002638

# Printed-circuit board connector - SMSTB 2,5/ 6-STF-5,08 - 1971109

## Classifications

### ETIM

ETIM 5.0	EC002638
ETIM 6.0	EC002638
ETIM 7.0	EC002638

### UNSPSC

UNSPSC 6.01	30211810
UNSPSC 7.0901	39121409
UNSPSC 11	39121409
UNSPSC 12.01	39121409
UNSPSC 13.2	39121409

## Approvals

### Approvals

---

### Approvals


CSA / EAC / cULus Recognized


---

### Ex Approvals

---

### Approval details

CSA		<a href="http://www.csagroup.org/services-industries/product-listing/">http://www.csagroup.org/services-industries/product-listing/</a>	13631
	B	D	
Nominal voltage UN	300 V	300 V	
Nominal current IN	15 A	10 A	
mm <sup>2</sup> /AWG/kcmil	28-12	28-12	

EAC		B.01742
-----	---	---------

# Printed-circuit board connector - SMSTB 2,5/ 6-STF-5,08 - 1971109

## Approvals

cULus Recognized		<a href="http://database.ul.com/cgi-bin/XYV/template/LISEXT/1FRAME/index.htm">http://database.ul.com/cgi-bin/XYV/template/LISEXT/1FRAME/index.htm</a>	E60425-19931011
	B	D	
Nominal voltage UN	300 V	300 V	
Nominal current IN	15 A	10 A	
mm²/AWG/kcmil	30-12	30-12	

## Accessories

### Additional products

Feed-through header - MSTB 2,5/ 6-GF-5,08 - 1776540

PCB headers, nominal current: 12 A, number of positions: 6, pitch: 5.08 mm, color: green, contact surface: Tin, mounting: Wave soldering



Printed-circuit board connector - MSTBV 2,5/ 6-GF-5,08 - 1777112

PCB headers, nominal current: 12 A, number of positions: 6, pitch: 5.08 mm, color: green, contact surface: Tin, mounting: Wave soldering



Feed-through header - MDSTB 2,5/ 6-GF-5,08 - 1842403

PCB headers, nominal current: 10 A, number of positions: 6, pitch: 5.08 mm, color: green, contact surface: Tin, mounting: Wave soldering. The article can be aligned to create different nos. of positions! In combination with MVSTB or FKCV plug components, both an MVSTBW (or FKCVW) and an MVSTBR plug (or FKCVR) must be used. Combination with TMSTBP plug components is not possible!



## Printed-circuit board connector - SMSTB 2,5/ 6-STF-5,08 - 1971109

### Accessories

#### Feed-through header - MDSTBV 2,5/ 6-GF-5,08 - 1845675



PCB headers, nominal current: 10 A, number of positions: 6, pitch: 5.08 mm, color: green, contact surface: Tin, mounting: Wave soldering, The article can be aligned to create different nos. of positions! In combination with MVSTB or FKCV plug components, both an MVSTBW (or FKCVW) and an MVSTBR plug (or FKCVR) must be used. Combination with TMSTBP plug components is not possible!

#### Printed-circuit board connector - DFK-MSTBA 2,5/ 6-GF-5,08 - 1899029



Feed-through header, nominal current: 12 A, number of positions: 6, pitch: 5.08 mm, color: green, contact surface: Tin, mounting: Wave soldering

#### Printed-circuit board connector - DFK-MSTBVA 2,5/ 6-GF-5,08 - 1899320



Feed-through header, nominal current: 12 A, number of positions: 6, pitch: 5.08 mm, color: green, contact surface: Tin, mounting: Wave soldering

#### Feed-through header - EMSTB 2,5/ 6-GF-5,08 - 1899650



PCB headers, nominal current: 12 A, number of positions: 6, pitch: 5.08 mm, color: green, contact surface: Tin, mounting: Press-in technology

#### Feed-through header - EMSTBV 2,5/ 6-GF-5,08 - 1915259



PCB headers, nominal current: 12 A, number of positions: 6, pitch: 5.08 mm, color: green, contact surface: Tin, mounting: Press-in technology

## Printed-circuit board connector - SMSTB 2,5/ 6-STF-5,08 - 1971109

### Accessories

#### Feed-through header - MSTB 2,5/ 6-GF-5,08 THT - 1927603



PCB headers, number of positions: 6, pitch: 5.08 mm, color: black, User information and design recommendations for through hole reflow technology can be found under "Downloads"

---

#### Feed-through header - MSTBV 2,5/ 6-GF-5,08 THT - 1940936



PCB headers, number of positions: 6, pitch: 5.08 mm, color: black, User information and design recommendations for through hole reflow technology can be found under "Downloads"

---

#### Printed-circuit board connector - CC 2,5/ 6-GF-5,08 P26THR - 1954731



PCB headers, nominal current: 12 A, number of positions: 6, pitch: 5.08 mm, color: black, contact surface: Tin, mounting: THR soldering, User information and design recommendations for through hole reflow technology can be found under "Downloads"

---

#### Printed-circuit board connector - CC 2,5/ 6-GF-5,08 P26THRR56 - 1954841



PCB headers, nominal current: 12 A, number of positions: 6, pitch: 5.08 mm, color: black, contact surface: Tin, mounting: THR soldering, User information and design recommendations for through hole reflow technology can be found under "Downloads"

---

#### Printed-circuit board connector - CCV 2,5/ 6-GF-5,08 P26THR - 1955675



PCB headers, nominal current: 12 A, number of positions: 6, pitch: 5.08 mm, color: black, contact surface: Tin, mounting: THR soldering, User information and design recommendations for through hole reflow technology can be found under "Downloads"

---

## Printed-circuit board connector - SMSTB 2,5/ 6-STF-5,08 - 1971109

### Accessories

Printed-circuit board connector - CCV 2,5/ 6-GF-5,08 P26THRR56 - 1955785



PCB headers, nominal current: 12 A, number of positions: 6, pitch: 5.08 mm, color: black, contact surface: Tin, mounting: THR soldering, User information and design recommendations for through hole reflow technology can be found under "Downloads"

---

Printed-circuit board connector - CCV 2,5/ 6-GFL-5,08P26THR - 1959668



PCB headers, nominal current: 12 A, number of positions: 6, pitch: 5.08 mm, color: black, contact surface: Tin, mounting: THR soldering, Two-in-one – Pin strips must always be made up of a left (L) and a right (R) segment. Please allow for the corresponding counterpart from the accessories to complete the THR pin strip.