


Printed-circuit board connector - FMC 1,5/ 7-ST-3,5 - 1952319

Please be informed that the data shown in this PDF Document is generated from our Online Catalog. Please find the complete data in the user's documentation. Our General Terms of Use for Downloads are valid (<http://phoenixcontact.com/download>)

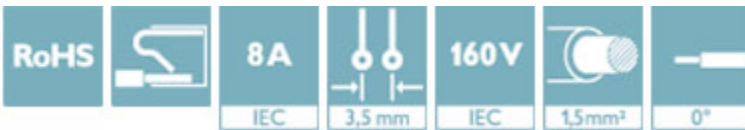
Plug component, nominal current: 8 A, rated voltage (III/2): 160 V, number of positions: 7, pitch: 3.5 mm, connection method: Push-in spring connection, color: green, contact surface: Tin




The figure shows a 10-position version of the product

Why buy this product

- ✓ Time saving push-in connection, tools not required
- ✓ Defined contact force ensures that contact remains stable over the long term
- ✓ Intuitive use through colour coded actuation lever
- ✓ Operation and conductor connection from one direction enable integration into front of device



Key Commercial Data

Packing unit	1 STK
Minimum order quantity	50 STK
GTIN	 4 017918 942908
GTIN	4017918942908
Weight per Piece (excluding packing)	4.180 g
Custom tariff number	85366990
Country of origin	Germany

Technical data

Dimensions

Length [l]	21.9 mm
Width [w]	25.25 mm
Height [h]	7.75 mm
Pitch	3.5 mm

Printed-circuit board connector - FMC 1,5/ 7-ST-3,5 - 1952319

Technical data

Dimensions

Dimension a	21 mm
-------------	-------

General

Range of articles	FMC 1,5/...-ST
Type of contact	Female connector
Number of positions	7
Connection method	Push-in spring connection
Insulating material group	I
Rated surge voltage (III/3)	2.5 kV
Rated surge voltage (III/2)	2.5 kV
Rated surge voltage (II/2)	2.5 kV
Rated voltage (III/3)	160 V
Rated voltage (III/2)	160 V
Rated voltage (II/2)	320 V
Connection in acc. with standard	EN-VDE
Nominal current I_N	8 A
Nominal cross section	1.5 mm ²
Maximum load current	8 A
Insulating material	PA
Flammability rating according to UL 94	V0
Internal cylindrical gage	A1
Stripping length	10 mm

Connection data

Conductor cross section solid min.	0.2 mm ²
Conductor cross section solid max.	1.5 mm ²
Conductor cross section flexible min.	0.2 mm ²
Conductor cross section flexible max.	1.5 mm ²
Conductor cross section flexible, with ferrule without plastic sleeve min.	0.25 mm ²
Conductor cross section flexible, with ferrule without plastic sleeve max.	1.5 mm ²
Conductor cross section flexible, with ferrule with plastic sleeve min.	0.25 mm ²
Conductor cross section flexible, with ferrule with plastic sleeve max.	0.75 mm ²
Conductor cross section AWG min.	24
Conductor cross section AWG max.	16
Minimum AWG according to UL/CUL	24
Maximum AWG according to UL/CUL	16

Specifications for ferrules

Ferrules without insulating collar, according to DIN 46228-1	Cross section: 0.25 mm ² ; Length: 5 mm ... 7 mm
--	---

Printed-circuit board connector - FMC 1,5/ 7-ST-3,5 - 1952319

Technical data

Specifications for ferrules

	Cross section: 0.34 mm ² ; Length: 7 mm
	Cross section: 0.5 mm ² ; Length: 8 mm ... 10 mm
	Cross section: 0.75 mm ² ; Length: 8 mm ... 10 mm
	Cross section: 1 mm ² ; Length: 8 mm ... 10 mm
	Cross section: 1.5 mm ² ; Length: 10 mm

Standards and Regulations

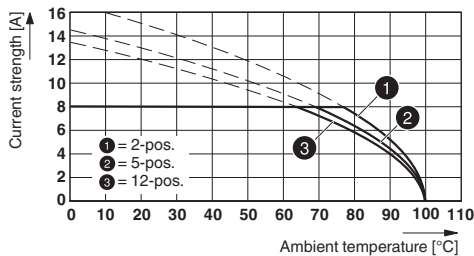
Connection in acc. with standard	EN-VDE
	CUL
Flammability rating according to UL 94	V0

Environmental Product Compliance

China RoHS	Environmentally friendly use period: unlimited = EFUP-e
	No hazardous substances above threshold values

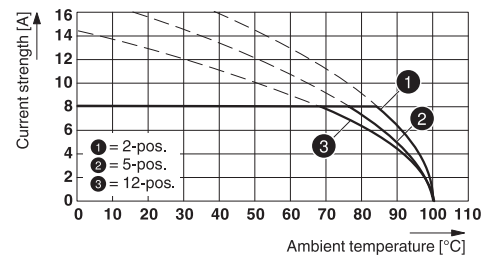
Drawings

Diagram



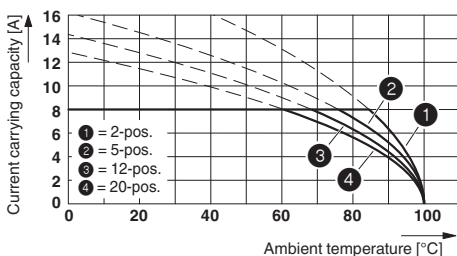
Type: FMC 1,5/...-ST-3,5 with IFMC 1,5/...-ST-3,5

Diagram



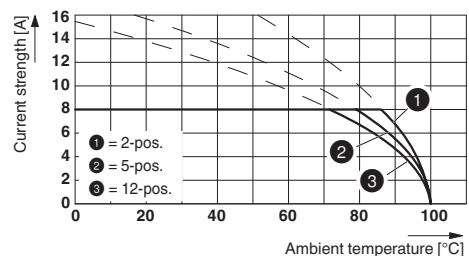
Type: FMC 1,5/...-ST-3,5 with MC 1,5/...-G-3,5 P26 THR

Diagram



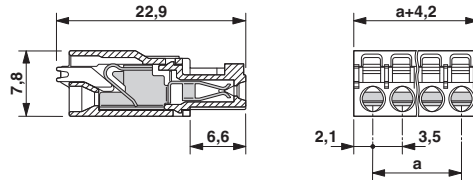
Type: FMC 1,5/...-ST-3,5 with MCV 1,5/...-G-3,5 P... THR

Diagram



Printed-circuit board connector - FMC 1,5/ 7-ST-3,5 - 1952319

Dimensional drawing



Classifications

eCl@ss

eCl@ss 4.0	272607xx
eCl@ss 4.1	27260701
eCl@ss 5.0	27260701
eCl@ss 5.1	27260701
eCl@ss 6.0	27260704
eCl@ss 7.0	27440402
eCl@ss 8.0	27440309
eCl@ss 9.0	27440309

ETIM

ETIM 3.0	EC001121
ETIM 4.0	EC002638
ETIM 5.0	EC002638
ETIM 6.0	EC002638

UNSPSC

UNSPSC 6.01	30211810
UNSPSC 7.0901	39121409
UNSPSC 11	39121409
UNSPSC 12.01	39121409
UNSPSC 13.2	39121409

Approvals

Approvals

Approvals

VDE Gutachten mit Fertigungsüberwachung / cULus Recognized / IECCEB Scheme / EAC

Printed-circuit board connector - FMC 1,5/ 7-ST-3,5 - 1952319

Approvals

Ex Approvals

Approval details

VDE Gutachten mit Fertigungsüberwachung		http://www.vde.com/en/Institute/OnlineService/VDE-approved-products/Pages/Online-Search.aspx	40011723
mm ² /AWG/kcmil	0.2-1.5		
Nominal current I _N	8 A		
Nominal voltage U _N	160 V		

cULus Recognized		http://database.ul.com/cgi-bin/XYV/template/LISEXT/1FRAME/index.htm	E60425-19920306
	B	C	
mm ² /AWG/kcmil	24-16	24-16	
Nominal current I _N	8 A	8 A	
Nominal voltage U _N	150 V	50 V	

IECEE CB Scheme		http://www.iecee.org/	DE1-59621-B1B2
mm ² /AWG/kcmil	0.2-1.5		
Nominal current I _N	8 A		
Nominal voltage U _N	160 V		

EAC		B.01742
-----	--	---------

Accessories

- Accessories
- Crimping tool

Printed-circuit board connector - FMC 1,5/ 7-ST-3,5 - 1952319

Accessories

Crimping pliers - CRIMPFOX 6 - 1212034



Crimping pliers, for ferrules without insulating collar according to DIN 46228 Part 1 and ferrules with insulating collar according to DIN 46228 Part 4, 0.25 mm² ... 6.0 mm², lateral entry, trapezoidal crimp

Labeled terminal marker

Marker card - SK 3,5/2,8:FORTL.ZAHLEN - 0804073



Marker card, Card, white, labeled, Horizontal: consecutive numbers 1 - 10, 11 - 20, etc. up to 91 - 99, mounting type: adhesive, for terminal block width: 3.5 mm, lettering field size: 3.5 x 2.8 mm

Marker pen

Marker pen - B-STIFT - 1051993



Marker pen, for manual labeling of unprinted Zack strips, smear-proof and waterproof, line thickness 0.5 mm

Screwdriver tools

Screwdriver - SZS 0,4X2,5 VDE - 1205037



Screwdriver, slot-headed, VDE insulated, size: 0.4 x 2.5 x 80 mm, 2-component grip, with non-slip grip

Terminal marking

Printed-circuit board connector - FMC 1,5/ 7-ST-3,5 - 1952319

Accessories

Marker card - SK U/2,8 WH:UNBEDRUCKT - 0803883



Marker card, Sheet, white, unlabeled, can be labeled with: CMS-P1-PLOTTER, PLOTMARK, Office printing systems, mounting type: adhesive, for terminal block width: 210 mm, lettering field size: 186 x 2.8 mm

Additional products

Printed-circuit board connector - MCV 1,5/ 7-G-3,5 P20 THRR56 - 1780985



Header, nominal current: 8 A, rated voltage (III/2): 160 V, number of positions: 7, pitch: 3.5 mm, color: black, contact surface: Tin, mounting: THR soldering, User information and design recommendations for through hole reflow technology can be found under "Downloads"

Printed-circuit board connector - MC 1,5/ 7-G-3,5 P26 THR - 1788602



Header, nominal current: 8 A, rated voltage (III/2): 160 V, number of positions: 7, pitch: 3.5 mm, color: black, contact surface: Tin, mounting: THR soldering

Printed-circuit board connector - MC 1,5/ 7-G-3,5 P26 THRR56 - 1788615



Header, nominal current: 8 A, rated voltage (III/2): 160 V, number of positions: 7, pitch: 3.5 mm, color: black, contact surface: Tin, mounting: THR soldering

Printed-circuit board connector - MC 1,5/ 7-G-3,5 P20 THRR56 - 1788835



Header, nominal current: 8 A, rated voltage (III/2): 160 V, number of positions: 7, pitch: 3.5 mm, color: black, contact surface: Tin, mounting: THR soldering

Printed-circuit board connector - FMC 1,5/ 7-ST-3,5 - 1952319

Accessories

Printed-circuit board connector - MC 1,5/ 7-G-3,5 P14 THR - 1789041

Header, nominal current: 8 A, rated voltage (III/2): 160 V, number of positions: 7, pitch: 3.5 mm, color: black, contact surface: Tin, mounting: THR soldering



Printed-circuit board connector - MC 1,5/ 7-G-3,5 P14 THRR56 - 1789054

Header, nominal current: 8 A, rated voltage (III/2): 160 V, number of positions: 7, pitch: 3.5 mm, color: black, contact surface: Tin, mounting: THR soldering



Printed-circuit board connector - MCV 1,5/ 7-G-3,5 - 1843651

Header, nominal current: 8 A, rated voltage (III/2): 160 V, number of positions: 7, pitch: 3.5 mm, color: green, contact surface: Tin, mounting: Wave soldering



Header - MC 1,5/ 7-G-3,5 - 1844265

Header, nominal current: 8 A, rated voltage (III/2): 160 V, number of positions: 7, pitch: 3.5 mm, color: green, contact surface: Tin, mounting: Wave soldering



Header - EMC 1,5/ 7-G-3,5 - 1897144

Header, nominal current: 8 A, rated voltage (III/2): 160 V, number of positions: 7, pitch: 3.5 mm, color: green, contact surface: Tin, mounting: Press-in technology



Printed-circuit board connector - FMC 1,5/ 7-ST-3,5 - 1952319

Accessories

Header - EMCV 1,5/ 7-G-3,5 - 1911062



Header, nominal current: 8 A, rated voltage (III/2): 160 V, number of positions: 7, pitch: 3.5 mm, color: green, contact surface: Tin, mounting: Press-in technology

Header - MC 1,5/ 7-G-3,5 THT - 1937541



Header, nominal current: 8 A, rated voltage (III/2): 160 V, number of positions: 7, pitch: 3.5 mm, color: black, contact surface: Tin, mounting: THR soldering, User information and design recommendations for through hole reflow technology can be found under "Downloads"

Header - MCV 1,5/ 7-G-3,5 THT - 1937651



Header, nominal current: 8 A, rated voltage (III/2): 160 V, number of positions: 7, pitch: 3.5 mm, color: black, contact surface: Tin, mounting: THR soldering, User information and design recommendations for through hole reflow technology can be found under "Downloads"

Header - MCV 1,5/ 7-G-3,5 THT-R56 - 1951035



Header, nominal current: 8 A, rated voltage (III/2): 160 V, number of positions: 7, pitch: 3.5 mm, color: black, contact surface: Tin, mounting: THR soldering, User information and design recommendations for through hole reflow technology can be found under "Downloads"

Printed-circuit board connector - MCDNV 1,5/ 7-G1-3,5 P26THR - 1952830



Header, nominal current: 8 A, rated voltage (III/2): 160 V, number of positions: 7, pitch: 3.5 mm, color: black, contact surface: Tin, mounting: THR soldering, The pin length is 26 mm. User information and design recommendations on Through Hole Reflow Technology can be found at: [http: "Downloads"](http://www.phoenixcontact.com/Downloads).

Printed-circuit board connector - FMC 1,5/ 7-ST-3,5 - 1952319

Accessories

Printed-circuit board connector - MCDNV 1,5/ 7-G1-3,5 P14THR - 1953059



Header, nominal current: 8 A, rated voltage (III/2): 160 V, number of positions: 7, pitch: 3.5 mm, color: black, contact surface: Tin, mounting: THR soldering, The pin length is 1.4 mm. User information and design recommendations on Through Hole Reflow Technology can be found at: [Downloads](#)".

Header - MCDN 1,5/ 7-G1-3,5 P26THR - 1953761



Header, nominal current: 8 A, rated voltage (III/2): 160 V, number of positions: 7, pitch: 3.5 mm, color: black, contact surface: Tin, mounting: THR soldering, The pin length is 2.6 mm. User information and design recommendations on Through Hole Reflow Technology can be found at: ["Downloads"](#)

Header - MCDN 1,5/ 7-G1-3,5 P14THR - 1953965



Header, nominal current: 8 A, rated voltage (III/2): 160 V, number of positions: 7, pitch: 3.5 mm, color: black, contact surface: Tin, mounting: THR soldering, The pin length is 1.4 mm. User information and design recommendations on Through Hole Reflow Technology can be found at: [Downloads](#)".

Header - MCV 1,5/ 7-GF-3,5 THT-R56 - 1958216



Header, nominal current: 8 A, rated voltage (III/2): 160 V, number of positions: 7, pitch: 3.5 mm, color: black, contact surface: Tin, mounting: THR soldering, User information and design recommendations for through hole reflow technology can be found under ["Downloads"](#)

Header - MC 1,5/ 7-G-3,5 THT-R56 - 1968604



Header, nominal current: 8 A, rated voltage (III/2): 160 V, number of positions: 7, pitch: 3.5 mm, color: black, contact surface: Tin, mounting: THR soldering, User information and design recommendations for through hole reflow technology can be found under ["Downloads"](#)

