

Pin strip - PST 1,0/20-3,5 - 1945274

Please be informed that the data shown in this PDF Document is generated from our Online Catalog. Please find the complete data in the user's documentation. Our General Terms of Use for Downloads are valid (<http://phoenixcontact.com/download>)

Pin strip, nominal current: 8 A, number of positions: 20, pitch: 3.5 mm, color: black, contact surface: Tin, mounting: THR soldering. The maximum current depends on the plug used. The lower of the two current values apply for plug and pin strip. The pin strip is made of highly temperature resistant plastic and is thus suitable for the reflow process.




The figure shows a 10-position version of the product

Your advantages

- Suitable for wave and reflow soldering processes
- Optimum pin geometry for all COMBICON pin strip connectors



Key Commercial Data

Packing unit	1 pc
Minimum order quantity	50 pc
GTIN	 4 017918 883447
GTIN	4017918883447
Weight per Piece (excluding packing)	2.230 g
Custom tariff number	85366930
Country of origin	Germany

Technical data

Dimensions

Length [l]	2.8 mm
Width	70 mm
Pitch	3.5 mm
Dimension a	66.5 mm
Width [w]	70 mm

Pin strip - PST 1,0/20-3,5 - 1945274

Technical data

Dimensions

Height [h]	13 mm
Height	9.2 mm
Length of the solder pin	3.8 mm
Pin dimensions	ø 1 mm
Length	2.8 mm

General

Range of articles	PST 1,0/..-V
Insulating material group	IIIa
Rated surge voltage (III/3)	2.5 kV
Rated surge voltage (III/2)	2.5 kV
Rated surge voltage (II/2)	2.5 kV
Rated voltage (III/3)	160 V
Rated voltage (III/2)	250 V
Rated voltage (II/2)	250 V
Connection in acc. with standard	EN-VDE
Nominal current I_N	8 A (depends on the plug used)
Maximum load current	8 A (depends on the plug used)
Insulating material	PA
Flammability rating according to UL 94	V0
Color	black
Number of positions	20

Standards and Regulations

Connection in acc. with standard	EN-VDE
	CUL
Flammability rating according to UL 94	V0

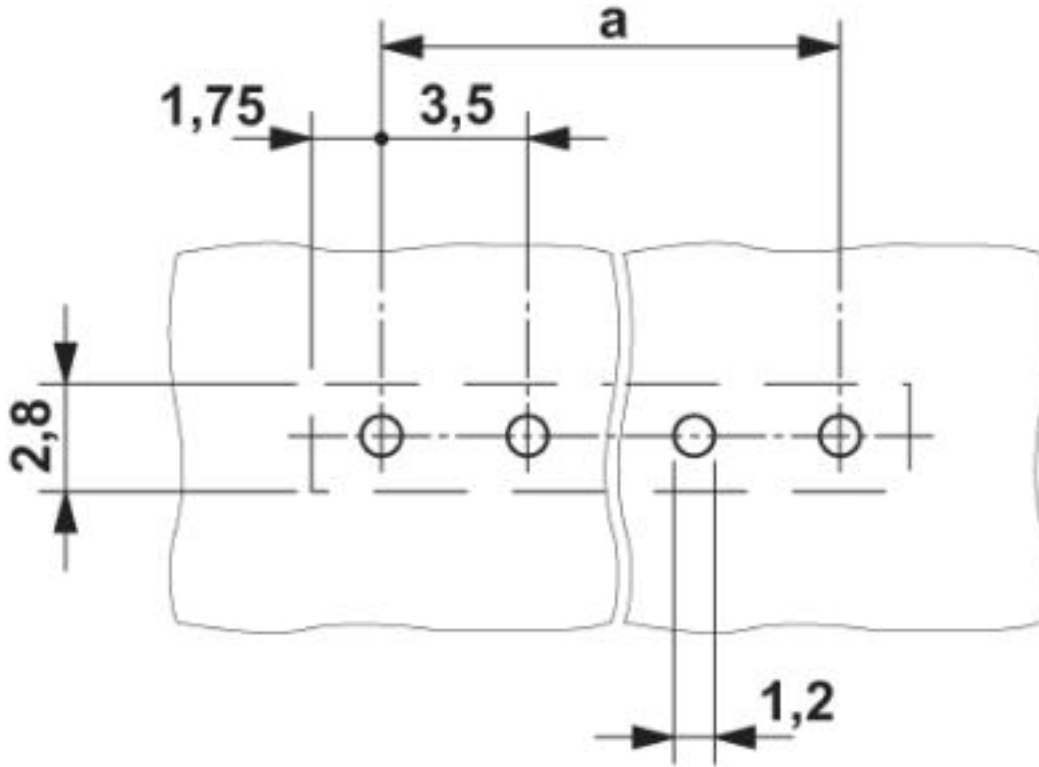
Environmental Product Compliance

China RoHS	Environmentally friendly use period: unlimited = EFUP-e
	No hazardous substances above threshold values

Drawings

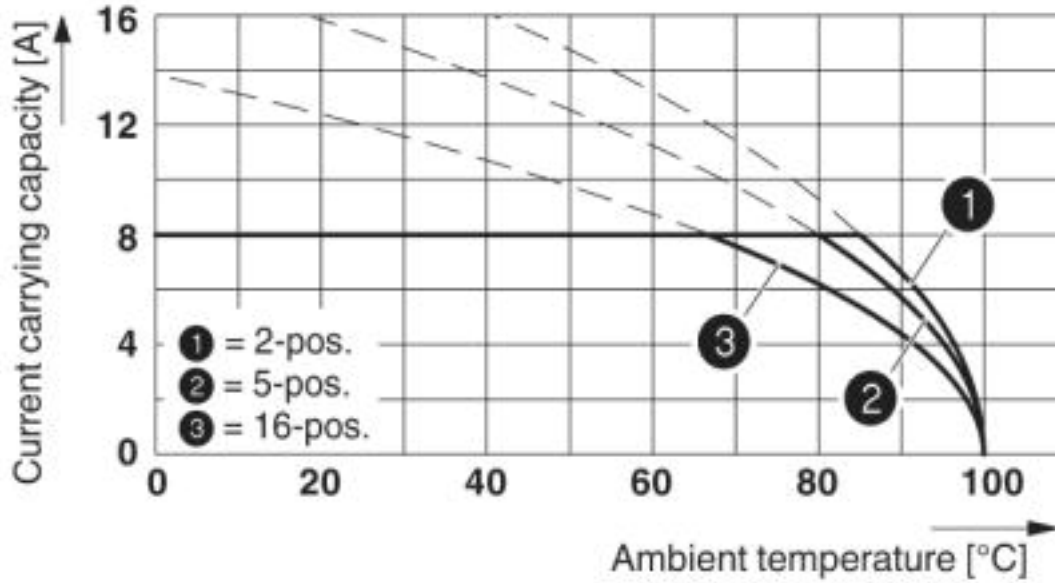
Pin strip - PST 1,0/20-3,5 - 1945274

Drilling diagram



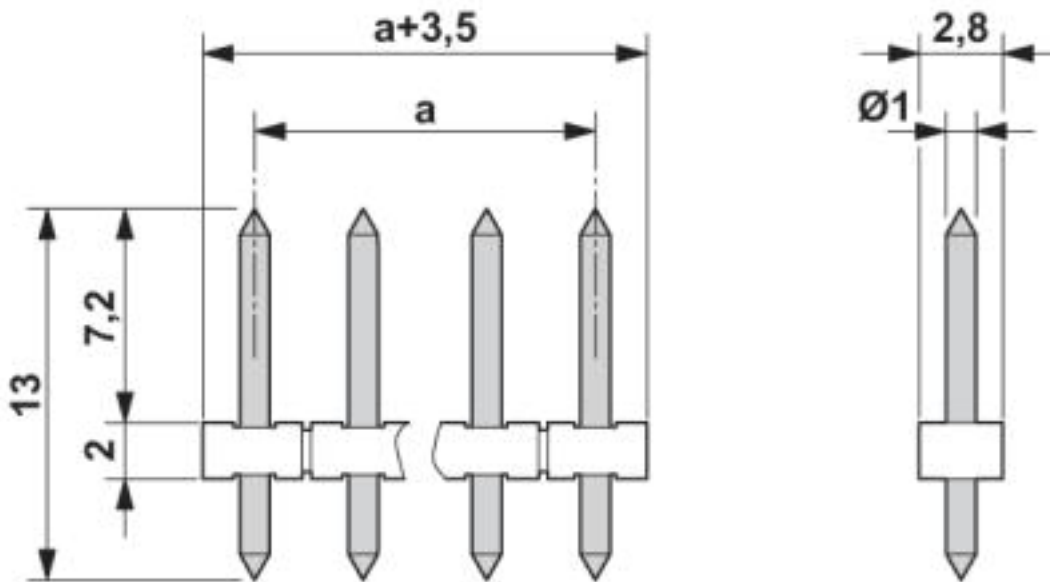
Pin strip - PST 1,0/20-3,5 - 1945274

Diagram



Derating curve for: PTDA 1,5/...-PH-3,5 with PST 1,0/...-3,5

Dimensional drawing



Pin strip - PST 1,0/20-3,5 - 1945274

Classifications

eCl@ss

eCl@ss 4.0	27260700
eCl@ss 4.1	27260700
eCl@ss 5.0	27260700
eCl@ss 5.1	27260700
eCl@ss 6.0	27260700
eCl@ss 7.0	27440402
eCl@ss 8.0	27440402
eCl@ss 9.0	27440402

ETIM

ETIM 3.0	EC001121
ETIM 4.0	EC002637
ETIM 5.0	EC002637
ETIM 6.0	EC002637
ETIM 7.0	EC002637

UNSPSC

UNSPSC 6.01	30211801
UNSPSC 7.0901	39121432
UNSPSC 11	34131203
UNSPSC 12.01	39121432
UNSPSC 13.2	39121409

Approvals

Approvals

Approvals

SEV / EAC / cULus Recognized

Ex Approvals

Approval details

Pin strip - PST 1,0/20-3,5 - 1945274

Approvals

SEV		https://www.electrosuisse.ch/de/meta/shop/produktezertifikate.html	IK-3558-M2
Nominal voltage UN		160 V	
Nominal current IN		6 A	

EAC			B.01742
-----	--	--	---------

cULus Recognized		http://database.ul.com/cgi-bin/XYV/template/LISEXT/1FRAME/index.htm	E60425-20030211
		B	
Nominal voltage UN		300 V	
Nominal current IN		10 A	

Accessories

Additional products

PCB terminal block - FK-MPT 0,5/20-ST-3,5 - 1914124

PCB connector, nominal current: 4 A, number of positions: 20, pitch: 3.5 mm, connection method: Push-in spring connection, color: green, contact surface: Tin

