

Printed-circuit board connector - FKIC 2,5 HC/ 2-ST-5,08 - 1942594

Please be informed that the data shown in this PDF Document is generated from our Online Catalog. Please find the complete data in the user's documentation. Our General Terms of Use for Downloads are valid (<http://phoenixcontact.com/download>)

Plug component, Nominal current: 16 A, Rated voltage (III/2): 320 V, Number of positions: 2, Pitch: 5.08 mm, Connection method: Push-in spring connection, Color: green, Contact surface: Tin



The figure shows a 10-position version of the product

Product Features

- ✓ Time saving push-in connection, tools not required
- ✓ Defined contact force ensures that contact remains stable over the long term
- ✓ Intuitive use through colour coded actuation lever
- ✓ Inverted connector with pin contacts for touch-proof device outputs or free-hanging cable/cable connections
- ✓ Optimized for tight installation situations: operation and conductor connection from one direction
- ✓ Quick and convenient testing using integrated test option



Key Commercial Data

Packing unit	1 pc
Minimum order quantity	50 pc
Weight per Piece (excluding packing)	4.0 g
Custom tariff number	85366990
Country of origin	Germany

Technical data

Dimensions

Width	12.16 mm
Pitch	5.08 mm
Dimension a	5.08 mm

General

Range of articles	FKIC 2,5 HC/...-ST
Insulating material group	I

Printed-circuit board connector - FKIC 2,5 HC/ 2-ST-5,08 - 1942594

Technical data

General

Rated surge voltage (III/3)	4 kV
Rated surge voltage (III/2)	4 kV
Rated surge voltage (II/2)	4 kV
Rated voltage (III/3)	320 V
Rated voltage (III/2)	320 V
Rated voltage (II/2)	630 V
Connection in acc. with standard	EN-VDE
Nominal current I_N	16 A
Nominal cross section	2.5 mm ²
Maximum load current	16 A (with a 2.5 mm ² conductor cross section)
Insulating material	PA
Flammability rating according to UL 94	V0
Internal cylindrical gage	A2
Stripping length	10 mm
Number of positions	2

Connection data

Conductor cross section solid min.	0.2 mm ²
Conductor cross section solid max.	2.5 mm ²
Conductor cross section flexible min.	0.2 mm ²
Conductor cross section flexible max.	2.5 mm ²
Conductor cross section flexible, with ferrule without plastic sleeve min.	0.25 mm ²
Conductor cross section flexible, with ferrule without plastic sleeve max.	2.5 mm ²
Conductor cross section flexible, with ferrule with plastic sleeve min.	0.25 mm ²
Conductor cross section flexible, with ferrule with plastic sleeve max.	2.5 mm ²
Conductor cross section AWG min.	24
Conductor cross section AWG max.	12
2 conductors with same cross section, stranded, TWIN ferrules with plastic sleeve, min.	0.5 mm ²
2 conductors with same cross section, stranded, TWIN ferrules with plastic sleeve, max.	1.5 mm ²
Minimum AWG according to UL/CUL	26
Maximum AWG according to UL/CUL	12

Standards and Regulations

Connection in acc. with standard	EN-VDE
	CUL
Flammability rating according to UL 94	V0

Printed-circuit board connector - FKIC 2,5 HC/ 2-ST-5,08 - 1942594

Classifications

eCl@ss

eCl@ss 4.0	272607xx
eCl@ss 4.1	27260701
eCl@ss 5.0	27260701
eCl@ss 5.1	27260701
eCl@ss 6.0	27260704
eCl@ss 7.0	27440402
eCl@ss 8.0	27440309

ETIM

ETIM 3.0	EC001121
ETIM 4.0	EC002638
ETIM 5.0	EC002638

UNSPSC

UNSPSC 6.01	30211810
UNSPSC 7.0901	39121409
UNSPSC 11	39121409
UNSPSC 12.01	39121409
UNSPSC 13.2	39121409

Approvals

Approvals

Approvals

UL Recognized / VDE Gutachten mit Fertigungsüberwachung / cUL Recognized / IECCE CB Scheme / CCA / EAC / cULus Recognized


Ex Approvals

Approvals submitted


Approval details

Printed-circuit board connector - FKIC 2,5 HC/ 2-ST-5,08 - 1942594


Approvals

UL Recognized 


	B	D
mm ² /AWG/kcmil	26-12	26-12
Nominal current IN	16 A	10 A
Nominal voltage UN	300 V	300 V

VDE Gutachten mit Fertigungsüberwachung 

mm ² /AWG/kcmil	0.2-2.5
Nominal current IN	16 A
Nominal voltage UN	250 V

cUL Recognized 

	B	D
mm ² /AWG/kcmil	26-12	26-12
Nominal current IN	16 A	10 A
Nominal voltage UN	300 V	300 V

IECEE CB Scheme 

mm ² /AWG/kcmil	0.2-2.5
Nominal current IN	16 A
Nominal voltage UN	250 V

CCA

mm ² /AWG/kcmil	0.2-2.5
Nominal current IN	16 A
Nominal voltage UN	250 V

Printed-circuit board connector - FKIC 2,5 HC/ 2-ST-5,08 - 1942594

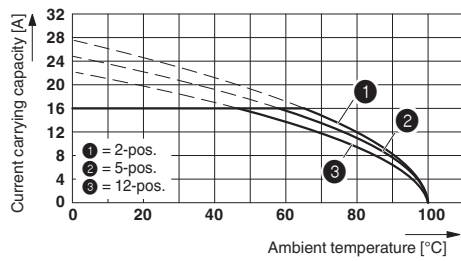
Approvals

EAC

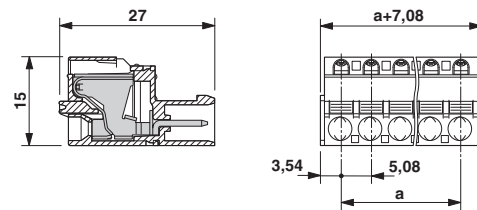
cULus Recognized

Drawings

Diagram



Dimensional drawing



Derating curve for: FKIC 2,5 HC/...ST- 5,08 with IC 2,5 HC/...G- 5,08