


## Printed-circuit board connector - FKC 2,5/10-ST-5,08-RF - 1925773

Please be informed that the data shown in this PDF Document is generated from our Online Catalog. Please find the complete data in the user's documentation. Our General Terms of Use for Downloads are valid (<http://phoenixcontact.com/download>)

Plug component, Nominal current: 12 A, Rated voltage (III/2): 320 V, Number of positions: 10, Pitch: 5.08 mm, Connection method: Push-in spring connection, Color: green, Contact surface: Tin, Article with self-locking flange



The figure shows a 10-position version of the product

### Product Features

- For larger numbers of positions up to 24-pos., visit: [phoenixcontact.net/products](http://phoenixcontact.net/products)
- Can be combined with the MSTB 2,5 range
- Fast conductor connection thanks to Push-in spring-cage connection
- Contacting of solid or stranded conductors with ferrules without actuating the opening lever directly in the terminal point
- Two test connections for accommodating 2 mm Ø test pins or 2.3 mm Ø test plug



### Key Commercial Data

Packing unit	1 pc
Minimum order quantity	50 pc
Weight per Piece (excluding packing)	18.81 g
Custom tariff number	85366990
Country of origin	Germany

### Technical data

#### Dimensions

Pitch	5.08 mm
Dimension a	45.72 mm

#### General

Range of articles	FKC 2,5/...-ST-RF
Insulating material group	I
Rated surge voltage (III/3)	4 kV

# Printed-circuit board connector - FKC 2,5/10-ST-5,08-RF - 1925773

## Technical data

### General

Rated surge voltage (III/2)	4 kV
Rated surge voltage (II/2)	4 kV
Rated voltage (III/3)	250 V
Rated voltage (III/2)	320 V
Rated voltage (II/2)	630 V
Connection in acc. with standard	EN-VDE
Nominal current $I_N$	12 A
Nominal cross section	2.5 mm <sup>2</sup>
Maximum load current	12 A
Insulating material	PA
Flammability rating according to UL 94	V0
Internal cylindrical gage	A2
Stripping length	10 mm
Number of positions	10

### Connection data

Conductor cross section solid min.	0.2 mm <sup>2</sup>
Conductor cross section solid max.	2.5 mm <sup>2</sup>
Conductor cross section flexible min.	0.2 mm <sup>2</sup>
Conductor cross section flexible max.	2.5 mm <sup>2</sup>
Conductor cross section flexible, with ferrule without plastic sleeve min.	0.25 mm <sup>2</sup>
Conductor cross section flexible, with ferrule without plastic sleeve max.	2.5 mm <sup>2</sup>
Conductor cross section flexible, with ferrule with plastic sleeve min.	0.25 mm <sup>2</sup>
Conductor cross section flexible, with ferrule with plastic sleeve max.	2.5 mm <sup>2</sup>
Conductor cross section AWG min.	24
Conductor cross section AWG max.	12
2 conductors with same cross section, stranded, TWIN ferrules with plastic sleeve, min.	0.5 mm <sup>2</sup>
2 conductors with same cross section, stranded, TWIN ferrules with plastic sleeve, max.	1.5 mm <sup>2</sup>
Minimum AWG according to UL/CUL	26
Maximum AWG according to UL/CUL	12

### Standards and Regulations

Connection in acc. with standard	EN-VDE
	CUL
Flammability rating according to UL 94	V0

# Printed-circuit board connector - FKC 2,5/10-ST-5,08-RF - 1925773

## Classifications

### eCl@ss

eCl@ss 4.0	272607xx
eCl@ss 4.1	27260701
eCl@ss 5.0	27260701
eCl@ss 5.1	27260701
eCl@ss 6.0	27260704
eCl@ss 7.0	27440402
eCl@ss 8.0	27440309
eCl@ss 9.0	27440309

### ETIM

ETIM 3.0	EC001121
ETIM 4.0	EC002638
ETIM 5.0	EC002638

### UNSPSC

UNSPSC 6.01	30211810
UNSPSC 7.0901	39121409
UNSPSC 11	39121409
UNSPSC 12.01	39121409
UNSPSC 13.2	39121409

## Approvals

### Approvals

---

#### Approvals

VDE Gutachten mit Fertigungsüberwachung / IECCEB CB Scheme / EAC / cULus Recognized / EAC

---

#### Ex Approvals

---

Approvals submitted

---

### Approval details

# Printed-circuit board connector - FKC 2,5/10-ST-5,08-RF - 1925773

## Approvals

VDE Gutachten mit Fertigungsüberwachung

mm <sup>2</sup> /AWG/kcmil	0.2-2.5
Nominal current I <sub>N</sub>	12 A
Nominal voltage U <sub>N</sub>	250 V

IECEE CB Scheme

mm <sup>2</sup> /AWG/kcmil	0.2-2.5
Nominal current I <sub>N</sub>	12 A
Nominal voltage U <sub>N</sub>	250 V

EAC

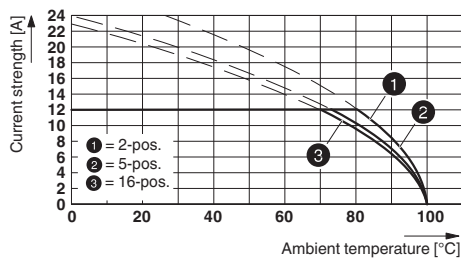
cULus Recognized

	B	D
mm <sup>2</sup> /AWG/kcmil	26-12	26-12
Nominal current I <sub>N</sub>	10 A	10 A
Nominal voltage U <sub>N</sub>	300 V	300 V

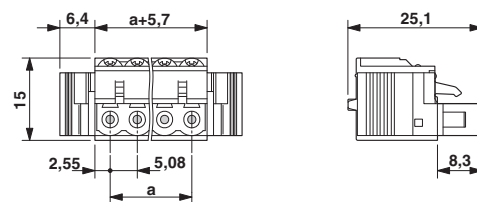
EAC

## Drawings

Diagram



Dimensional drawing



Type: FKC 2,5/...-ST-5,08-RF with FKICS 2,5/...-STD-5,08-RN

