


Printed-circuit board connector - FKCT 2,5/ 6-ST-5,08 - 1902152

Please be informed that the data shown in this PDF Document is generated from our Online Catalog. Please find the complete data in the user's documentation. Our General Terms of Use for Downloads are valid (<http://phoenixcontact.com/download>)

PCB connector, nominal current: 12 A, number of positions: 6, pitch: 5.08 mm, connection method: Push-in spring connection, color: green, contact surface: Tin




The figure shows a 10-position version of the product

Your advantages

- ✓ Time saving push-in connection, tools not required
- ✓ Defined contact force ensures that contact remains stable over the long term
- ✓ Intuitive use through colour coded actuation lever
- ✓ Integrated double steel spring provides additional safety in the event of temperature and power fluctuations
- ✓ Optimized for tight installation situations: operation and conductor connection from one direction



Key Commercial Data

Packing unit	1 pc
Minimum order quantity	50 pc
GTIN	 4 017918 187309
GTIN	4017918187309
Weight per Piece (excluding packing)	10.890 g
Custom tariff number	85366990
Country of origin	Germany

Technical data

Dimensions

Length [l]	25.6 mm
Width [w]	30.58 mm
Height [h]	15 mm

Printed-circuit board connector - FKCT 2,5/ 6-ST-5,08 - 1902152

Technical data

Dimensions

Pitch	5.08 mm
Dimension a	25.4 mm

General

Range of articles	FKCT 2,5/..-ST
Number of positions	6
Connection method	Push-in spring connection
Insulating material group	I
Rated surge voltage (III/3)	4 kV
Rated surge voltage (III/2)	4 kV
Rated surge voltage (II/2)	4 kV
Rated voltage (III/3)	320 V
Rated voltage (III/2)	320 V
Rated voltage (II/2)	630 V
Connection in acc. with standard	EN-VDE
Nominal current I_N	12 A
Nominal cross section	2.5 mm ²
Maximum load current	12 A
Flammability rating according to UL 94	V0
Internal cylindrical gage	A2
Stripping length	10 mm

Connection data

Conductor cross section solid min.	0.2 mm ²
Conductor cross section solid max.	2.5 mm ²
Conductor cross section flexible min.	0.2 mm ²
Conductor cross section flexible max.	2.5 mm ²
Conductor cross section flexible, with ferrule without plastic sleeve min.	0.25 mm ²
Conductor cross section flexible, with ferrule without plastic sleeve max.	2.5 mm ²
Conductor cross section flexible, with ferrule with plastic sleeve min.	0.25 mm ²
Conductor cross section flexible, with ferrule with plastic sleeve max.	2.5 mm ²
Conductor cross section AWG min.	24
Conductor cross section AWG max.	12
2 conductors with same cross section, stranded, TWIN ferrules with plastic sleeve, min.	0.5 mm ²
2 conductors with same cross section, stranded, TWIN ferrules with plastic sleeve, max.	1.5 mm ²
Minimum AWG according to UL/CUL	26
Maximum AWG according to UL/CUL	12

Printed-circuit board connector - FKCT 2,5/ 6-ST-5,08 - 1902152

Technical data

Standards and Regulations

Connection in acc. with standard	EN-VDE
	CUL
Flammability rating according to UL 94	V0

Environmental Product Compliance

China RoHS	Environmentally friendly use period: unlimited = EFUP-e
	No hazardous substances above threshold values

Classifications

eCl@ss

eCl@ss 4.0	272607xx
eCl@ss 4.1	27260701
eCl@ss 5.0	27260701
eCl@ss 5.1	27260700
eCl@ss 6.0	27260700
eCl@ss 7.0	27440309
eCl@ss 8.0	27440309
eCl@ss 9.0	27440309

ETIM

ETIM 3.0	EC001121
ETIM 4.0	EC002638
ETIM 5.0	EC002638
ETIM 6.0	EC002638
ETIM 7.0	EC002638

UNSPSC

UNSPSC 6.01	30211810
UNSPSC 7.0901	39121409
UNSPSC 11	39121409
UNSPSC 12.01	39121409
UNSPSC 13.2	39121409

Approvals

Approvals

Printed-circuit board connector - FKCT 2,5/ 6-ST-5,08 - 1902152


Approvals


Approvals


IECEE CB Scheme / VDE Gutachten mit Fertigungsüberwachung / EAC / cULus Recognized


Ex Approvals

Approval details

IECEE CB Scheme		http://www.iecee.org/	DE1-60988-B1B2
Nominal voltage UN	250 V		
Nominal current IN	12 A		
mm ² /AWG/kcmil	0.2-2.5		

VDE Gutachten mit Fertigungsüberwachung		http://www2.vde.com/de/Institut/Online-Service/VDE-gepruefteProdukte/Seiten/Online-Suche.aspx	40004701
Nominal voltage UN	250 V		
Nominal current IN	12 A		
mm ² /AWG/kcmil	0.2-2.5		

EAC			B.01742
-----	---	--	---------

cULus Recognized		http://database.ul.com/cgi-bin/XYV/template/LISEXT/1FRAME/index.htm	E60425-19931011
	B	D	
Nominal voltage UN	300 V	300 V	
Nominal current IN	10 A	10 A	
mm ² /AWG/kcmil	26-12	26-12	

Accessories

Accessories

Printed-circuit board connector - FKCT 2,5/ 6-ST-5,08 - 1902152

Accessories

Coding element

Coding profile - CP-MSTB - 1734634



Coding profile, is inserted into the slot on the plug or inverted header, red insulating material

Insulating sleeve

Insulating sleeve - MPS-IH WH - 0201663

Insulating sleeve, color: white



Insulating sleeve - MPS-IH RD - 0201676

Insulating sleeve, color: red



Insulating sleeve - MPS-IH BU - 0201689

Insulating sleeve, color: blue



Insulating sleeve - MPS-IH GN - 0201702

Insulating sleeve, color: green



Printed-circuit board connector - FKCT 2,5/ 6-ST-5,08 - 1902152

Accessories

Labeled terminal marker

Marker card - SK 5,08/3,8:FORTL.ZAHLEN - 0804293



Marker card, Card, white, labeled, Horizontal: consecutive numbers 1 ... 10, 11 ... 20, etc. up to 91 ... (99)100, mounting type: adhesive, for terminal block width: 5.08 mm, lettering field size: 5.08 x 3.8 mm

Screwdriver tools

Screwdriver - SZS 0,6X3,5 - 1205053



Actuation tool, for ST terminal blocks, insulated, also suitable for use as a bladed screwdriver, size: 0.6 x 3.5 x 100 mm, 2-component grip, with non-slip grip

Strain relief

Strain relief - STZ 4-FKC-5,08 - 1876877



Strain relief for snapping into the latching chambers of the plugs, 4-pos.

Strain relief - STZ 8-FKC-5,08 - 1876880



Strain relief for snapping into the latching chambers of the plug components, 8-pos.

Terminal marking

Printed-circuit board connector - FKCT 2,5/ 6-ST-5,08 - 1902152

Accessories

Marker card - SK 5,08/3,8:UNBEDRUCKT - 0805412



Marker card, Card, white, unlabeled, can be labeled with: Marker pen, mounting type: adhesive, for terminal block width: 5.08 mm, lettering field size: 5.08 x 3.8 mm

Test plug terminal block

Test plugs - MPS-MT - 0201744



Test plugs, with solder connection up to 1 mm² conductor cross section, color: gray

Reducing plug - RPS - 0201647



Reducing plug, color: gray

Additional products

Feed-through header - MSTBW 2,5/ 6-G-5,08 - 1735840



PCB headers, nominal current: 12 A, number of positions: 6, pitch: 5.08 mm, color: green, contact surface: Tin, mounting: Wave soldering

Printed-circuit board connector - MSTBVA 2,5/ 6-G-5,08 - 1755778



PCB headers, nominal current: 12 A, number of positions: 6, pitch: 5.08 mm, color: green, contact surface: Tin, mounting: Wave soldering

Printed-circuit board connector - FKCT 2,5/ 6-ST-5,08 - 1902152

Accessories

Printed-circuit board connector - MSTBA 2,5/ 6-G-5,08 - 1757284

PCB headers, nominal current: 12 A, number of positions: 6, pitch: 5.08 mm, color: green, contact surface: Tin, mounting: Wave soldering



Feed-through header - MSTBV 2,5/ 6-G-5,08 - 1758050

PCB headers, nominal current: 12 A, number of positions: 6, pitch: 5.08 mm, color: green, contact surface: Tin, mounting: Wave soldering



Feed-through header - MSTB 2,5/ 6-G-5,08 - 1759059

PCB headers, nominal current: 12 A, number of positions: 6, pitch: 5.08 mm, color: green, contact surface: Tin, mounting: Wave soldering



Feed-through header - MDSTBV 2,5/ 6-G1-5,08 - 1762541

PCB headers, nominal current: 10 A, number of positions: 6, pitch: 5.08 mm, color: green, contact surface: Tin, mounting: Wave soldering. In combination with MVSTB or FKCV plug components, both an MVSTBW (or FKCVW) and an MVSTBR plug (or FKCVR) must be used. Combination with TMSTBP plug components is not possible!



Feed-through header - SMSTBA 2,5/ 6-G-5,08 - 1767410

PCB headers, nominal current: 12 A, number of positions: 6, pitch: 5.08 mm, color: green, contact surface: Tin, mounting: Wave soldering



Printed-circuit board connector - FKCT 2,5/ 6-ST-5,08 - 1902152

Accessories

Printed-circuit board connector - SMSTB 2,5/ 6-G-5,08 - 1769502



PCB headers, nominal current: 12 A, number of positions: 6, pitch: 5.08 mm, color: green, contact surface: Tin, mounting: Wave soldering

Feed-through header - MSTBA 2,5/ 6-G-5,08-LA - 1770986



PCB headers, number of positions: 6, pitch: 5.08 mm, color: green

Feed-through header - MDSTBA 2,5/ 6-G-5,08 - 1842102



PCB headers, nominal current: 10 A, number of positions: 6, pitch: 5.08 mm, color: green, contact surface: Tin, mounting: Wave soldering, The article can be aligned to create different nos. of positions! In combination with MVSTB or FKCV plug components, both an MVSTBW (or FKCVW) and an MVSTBR plug (or FKCVR) must be used. Combination with TMSTBP plug components is not possible!

Feed-through header - MDSTBW 2,5/ 6-G-5,08 - 1842254



PCB headers, nominal current: 10 A, number of positions: 6, pitch: 5.08 mm, color: green, contact surface: Tin, mounting: Wave soldering, The article can be aligned to create different nos. of positions! In combination with MVSTB or FKCV plug components, both an MVSTBW (or FKCVW) and an MVSTBR plug (or FKCVR) must be used. Combination with TMSTBP plug components is not possible!

Feed-through header - MDSTBVA 2,5/ 6-G-5,08 - 1845374



PCB headers, nominal current: 10 A, number of positions: 6, pitch: 5.08 mm, color: green, contact surface: Tin, mounting: Wave soldering, The article can be aligned to create different nos. of positions! In combination with MVSTB or FKCV plug components, both an MVSTBW (or FKCVW) and an MVSTBR plug (or FKCVR) must be used. Combination with TMSTBP plug components is not possible!

Printed-circuit board connector - FKCT 2,5/ 6-ST-5,08 - 1902152

Accessories

Printed-circuit board connector - MDSTBV 2,5/ 6-G-5,08 - 1845523



PCB headers, nominal current: 10 A, number of positions: 6, pitch: 5.08 mm, color: green, contact surface: Tin, mounting: Wave soldering, Can be aligned! Mounting flange: Order No. 1836477, 1836480. In combination with MVSTB or FKCV plug components, both an MVSTBW (or FKCVW) and an MVSTBR plug (or FKCVR) must be used. Combination with TMSTBP plug components is not possible!

Feed-through header - MSTBO 2,5/ 6-GR-5,08 - 1847149



PCB headers, nominal current: 8 A, number of positions: 6, pitch: 5.08 mm, color: green, contact surface: Tin, mounting: Wave soldering

Feed-through header - MSTBO 2,5/ 6-GL-5,08 - 1850479



PCB headers, nominal current: 8 A, number of positions: 6, pitch: 5.08 mm, color: green, contact surface: Tin, mounting: Wave soldering

Feed-through header - EMSTBVA 2,5/ 6-G-5,08 - 1859551



PCB headers, nominal current: 12 A, number of positions: 6, pitch: 5.08 mm, color: green, contact surface: Tin, mounting: Press-in technology

Feed-through header - EMSTBA 2,5/ 6-G-5,08 - 1880342



PCB headers, nominal current: 12 A, number of positions: 6, pitch: 5.08 mm, color: green, contact surface: Tin, mounting: Press-in technology

Printed-circuit board connector - FKCT 2,5/ 6-ST-5,08 - 1902152

Accessories

Printed-circuit board connector - DFK-MSTBA 2,5/ 6-G-5,08 - 1898871



Feed-through header, nominal current: 12 A, number of positions: 6, pitch: 5.08 mm, color: green, contact surface: Tin, mounting: Wave soldering

Printed-circuit board connector - DFK-MSTBVA 2,5/ 6-G-5,08 - 1899171



Feed-through header, nominal current: 12 A, number of positions: 6, pitch: 5.08 mm, color: green, contact surface: Tin, mounting: Wave soldering

Printed-circuit board connector - MSTBA 2,5/ 6-G-5,08 THT - 1902783



PCB headers, number of positions: 6, pitch: 5.08 mm, color: black, User information and design recommendations for through hole reflow technology can be found under "Downloads"

Feed-through header - MSTBVA 2,5/ 6-G-5,08 THT - 1902851



PCB headers, number of positions: 6, pitch: 5.08 mm, color: black, User information and design recommendations for through hole reflow technology can be found under "Downloads"

Printed-circuit board connector - MSTBA 2,5/ 6-G-5,08 THT-R56 - 1937279



PCB headers, number of positions: 6, pitch: 5.08 mm, color: black, User information and design recommendations for through hole reflow technology can be found under "Downloads"

Printed-circuit board connector - FKCT 2,5/ 6-ST-5,08 - 1902152

Accessories

Feed-through header - MSTBVA 2,5/ 6-G-5,08 THT-R56 - 1940457



PCB headers, number of positions: 6, pitch: 5.08 mm, color: black, User information and design recommendations for through hole reflow technology can be found under "Downloads"

Printed-circuit board connector - CC 2,5/ 6-G-5,08 P26THR - 1954511



PCB headers, nominal current: 12 A, number of positions: 6, pitch: 5.08 mm, color: black, contact surface: Tin, mounting: THR soldering, User information and design recommendations for through hole reflow technology can be found under "Downloads"

Printed-circuit board connector - CC 2,5/ 6-G-5,08 P26THRR56 - 1954621



PCB headers, nominal current: 12 A, number of positions: 6, pitch: 5.08 mm, color: black, contact surface: Tin, mounting: THR soldering, User information and design recommendations for through hole reflow technology can be found under "Downloads"

Printed-circuit board connector - CCA 2,5/ 6-G-5,08 P26THR - 1954951



PCB headers, nominal current: 12 A, number of positions: 6, pitch: 5.08 mm, color: black, contact surface: Tin, mounting: THR soldering, User information and design recommendations for through hole reflow technology can be found under "Downloads"

Printed-circuit board connector - CCA 2,5/ 6-G-5,08 P26THRR56 - 1955073



PCB headers, nominal current: 12 A, number of positions: 6, pitch: 5.08 mm, color: black, contact surface: Tin, mounting: THR soldering, User information and design recommendations for through hole reflow technology can be found under "Downloads"

Printed-circuit board connector - FKCT 2,5/ 6-ST-5,08 - 1902152

Accessories

Printed-circuit board connector - CCV 2,5/ 6-G-5,08 P26THR - 1955426

PCB headers, nominal current: 12 A, number of positions: 6, pitch: 5.08 mm, color: black, contact surface: Tin, mounting: THR soldering, User information and design recommendations for through hole reflow technology can be found under "Downloads"



Printed-circuit board connector - CCV 2,5/ 6-G-5,08 P26THRR56 - 1955565

PCB headers, nominal current: 12 A, number of positions: 6, pitch: 5.08 mm, color: black, contact surface: Tin, mounting: THR soldering, User information and design recommendations for through hole reflow technology can be found under "Downloads"



Printed-circuit board connector - CCVA 2,5/ 6-G-5,08 P26THR - 1955895

PCB headers, nominal current: 12 A, number of positions: 6, pitch: 5.08 mm, color: black, contact surface: Tin, mounting: THR soldering, User information and design recommendations for through hole reflow technology can be found under "Downloads"



Printed-circuit board connector - CCVA 2,5/ 6-G-5,08 P26THRR56 - 1956001

PCB headers, nominal current: 12 A, number of positions: 6, pitch: 5.08 mm, color: black, contact surface: Tin, mounting: THR soldering, User information and design recommendations for through hole reflow technology can be found under "Downloads"



Printed-circuit board connector - CCVA 2,5/ 6-GL-5,08P26THR - 1959943

PCB headers, nominal current: 12 A, number of positions: 6, pitch: 5.08 mm, color: black, contact surface: Tin, mounting: THR soldering, Two-in-one – Pin strips must always be made up of a left (L) and a right (R) segment. Please allow for the corresponding counterpart from the accessories to complete the THR pin strip.



Printed-circuit board connector - FKCT 2,5/ 6-ST-5,08 - 1902152

Accessories

Printed-circuit board connector - CCVA 2,5/ 6-GL-5,08P26THRR56 - 1960042



PCB headers, nominal current: 12 A, number of positions: 6, pitch: 5.08 mm, color: black, contact surface: Tin, mounting: THR soldering, Two-in-one – Pin strips must always be made up of a left (L) and a right (R) segment. Please allow for the corresponding counterpart from the accessories to complete the THR pin strip.

Printed-circuit board connector - CCVA 2,5/ 6-GR-5,08P26THR - 1960123



PCB headers, nominal current: 12 A, number of positions: 6, pitch: 5.08 mm, color: black, contact surface: Tin, mounting: THR soldering, Two-in-one – Pin strips must always be made up of a left (L) and a right (R) segment. Please allow for the corresponding counterpart from the accessories to complete the THR pin strip.