

## Base strip - DFK-MSTBVA 2,5/12-GF-5,08 - 1899388

Please be informed that the data shown in this PDF Document is generated from our Online Catalog. Please find the complete data in the user's documentation. Our General Terms of Use for Downloads are valid (<http://phoenixcontact.com/download>)



Header, Nominal current: 12 A, Rated voltage (III/2): 320 V, Number of positions: 12, Pitch: 5.08 mm, Color: green, Contact surface: Tin, Mounting: Wave soldering

The figure shows a 10-position version of the product

### Product Features

- Outside: plug-in connection for the corresponding MSTB 2,5 or FKC 2,5 plugs
- Inside: with horizontal or vertical solder connection
- Inside of the housing is protected against dust by the seal provided
- Mounting from the inside of the device through the housing panel
- Headers for assembly in a device/housing panel



### Key Commercial Data

Packing unit	1 pc
Minimum order quantity	50 pc
Weight per Piece (excluding packing)	9.72 g
Custom tariff number	85366990
Country of origin	Poland

### Technical data

#### Dimensions

Length	12 mm
Pitch	5.08 mm
Dimension a	55.88 mm
Constructional height	19 mm
Length of the solder pin	3.9 mm

#### General

## Base strip - DFK-MSTBVA 2,5/12-GF-5,08 - 1899388

### Technical data

#### General

Range of articles	DFK-MSTBVA 2,5/...-GF
Insulating material group	IIIa
Rated surge voltage (III/3)	4 kV
Rated surge voltage (III/2)	4 kV
Rated surge voltage (II/2)	4 kV
Rated voltage (III/3)	250 V
Rated voltage (III/2)	320 V
Rated voltage (II/2)	400 V
Connection in acc. with standard	EN-VDE
Nominal current $I_N$	12 A
Maximum load current	12 A
Insulating material	PBT
Flammability rating according to UL 94	V0
Color	green
Number of positions	12

#### Standards and Regulations

Connection in acc. with standard	EN-VDE
	CUL
Flammability rating according to UL 94	V0

### Classifications

#### eCl@ss

eCl@ss 4.0	272607xx
eCl@ss 4.1	27260701
eCl@ss 5.0	27260701
eCl@ss 5.1	27141190
eCl@ss 6.0	27260704
eCl@ss 7.0	27440402
eCl@ss 8.0	27141134
eCl@ss 9.0	27141134

#### ETIM

ETIM 3.0	EC001283
ETIM 4.0	EC001283
ETIM 5.0	EC001283

# Base strip - DFK-MSTBVA 2,5/12-GF-5,08 - 1899388

## Classifications

### UNSPSC

UNSPSC 6.01	30211810
UNSPSC 7.0901	39121409
UNSPSC 11	39121409
UNSPSC 12.01	39121409
UNSPSC 13.2	39121409

## Approvals

### Approvals

#### Approvals

VDE Gutachten mit Fertigungsüberwachung / IECEx CB Scheme / EAC / cULus Recognized / EAC

#### Ex Approvals

#### Approvals submitted

## Approval details

VDE Gutachten mit Fertigungsüberwachung 	
Nominal current I <sub>N</sub>	12 A
Nominal voltage U <sub>N</sub>	250 V

IECEE CB Scheme 	
Nominal current I <sub>N</sub>	12 A
Nominal voltage U <sub>N</sub>	250 V

EAC
-----

# Base strip - DFK-MSTBVA 2,5/12-GF-5,08 - 1899388

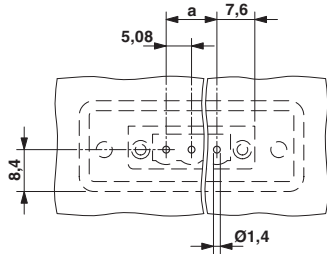
## Approvals

cULus Recognized		
	B	D
Nominal current I <sub>N</sub>	12 A	10 A
Nominal voltage U <sub>N</sub>	300 V	300 V

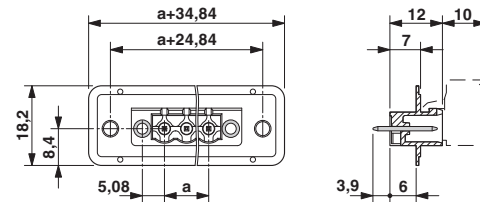
EAC
-----

## Drawings

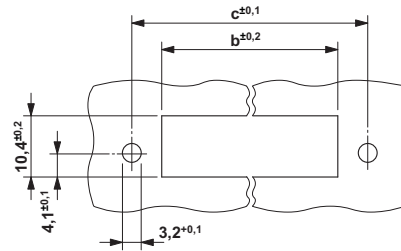
Drilling diagram



Dimensional drawing



Dimensional drawing



Dimension b: 10.49 mm + (no. of pos. x 5.08 mm)

Dimension c: Dim. b + 9.27 mm