


Base strip - MCV 0,5/ 3-G-2,5 - 1881561

Please be informed that the data shown in this PDF Document is generated from our Online Catalog. Please find the complete data in the user's documentation. Our General Terms of Use for Downloads are valid (<http://phoenixcontact.com/download>)

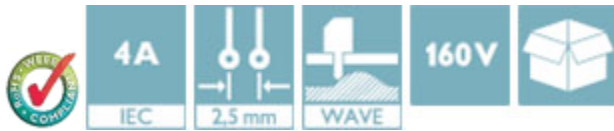


Header, Nominal current: 4 A, Rated voltage (III/2): 160 V, Number of positions: 3, Pitch: 2.5 mm, Color: green, Contact surface: Tin, Mounting: Wave soldering

The figure shows a 10-position version of the product

Product Features

- Low-profile pin strips with a compact MICRO pitch of 2.5 mm
- Plug-in direction parallel and vertical to the PCB
- Individual position coding by inserting coding profiles



Key Commercial Data

Packing unit	1 pc
Minimum order quantity	50 pc
Weight per Piece (excluding packing)	0.86 g
Custom tariff number	85366990
Country of origin	Germany

Technical data

Dimensions

Length	8.1 mm
Pitch	2.50 mm
Dimension a	5 mm
Width	9.4 mm
Constructional height	10.1 mm
Height	13.6 mm
Length of the solder pin	3.5 mm
Pin dimensions	0,8 x 0,8 mm

Base strip - MCV 0,5/ 3-G-2,5 - 1881561

Technical data

Dimensions

Hole diameter	1.2 mm
---------------	--------

General

Range of articles	MCV 0,5/...-G
Insulating material group	I
Rated surge voltage (III/3)	1.5 kV
Rated surge voltage (III/2)	2.5 kV
Rated surge voltage (II/2)	2.5 kV
Rated voltage (III/3)	80 V
Rated voltage (III/2)	160 V
Rated voltage (II/2)	320 V
Connection in acc. with standard	EN-VDE
Nominal current I_N	4 A
Maximum load current	4 A
Insulating material	PA
Flammability rating according to UL 94	V0
Color	green
Number of positions	3

Standards and Regulations

Connection in acc. with standard	EN-VDE
	CUL
Flammability rating according to UL 94	V0

Classifications

eCl@ss

eCl@ss 4.0	272607xx
eCl@ss 4.1	27260701
eCl@ss 5.0	27260701
eCl@ss 5.1	27260701
eCl@ss 6.0	27260704
eCl@ss 7.0	27440402
eCl@ss 8.0	27440402
eCl@ss 9.0	27440402

ETIM

ETIM 3.0	EC001121
----------	----------

Base strip - MCV 0,5/ 3-G-2,5 - 1881561

Classifications

ETIM

ETIM 4.0	EC002637
ETIM 5.0	EC002637

UNSPSC

UNSPSC 6.01	30211810
UNSPSC 7.0901	39121409
UNSPSC 11	39121409
UNSPSC 12.01	39121409
UNSPSC 13.2	39121409

Approvals

Approvals

Approvals

UL Recognized / VDE Gutachten mit Fertigungsüberwachung / cUL Recognized / IECCE CB Scheme / CCA / EAC / cULus Recognized

Ex Approvals

Approvals submitted

Approval details

UL Recognized	
	B
Nominal current IN	4 A
Nominal voltage UN	125 V

VDE Gutachten mit Fertigungsüberwachung	
Nominal current IN	4 A
Nominal voltage UN	80 V

Base strip - MCV 0,5/ 3-G-2,5 - 1881561

Approvals

cUL Recognized	
	B
Nominal current IN	4 A
Nominal voltage UN	125 V

IECEE CB Scheme	
Nominal current IN	4 A
Nominal voltage UN	80 V

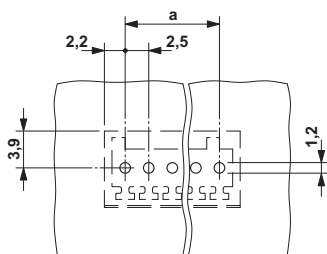
CCA	
Nominal current IN	4 A
Nominal voltage UN	80 V

EAC	
-----	--

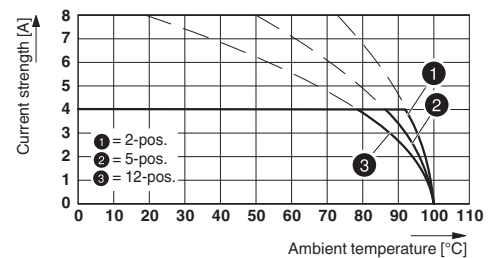
cULus Recognized	
------------------	--

Drawings

Drilling diagram



Diagram



Type: FK-MC 0,5/...-ST-2,5 with MCV 0,5/...-G-2,5

Base strip - MCV 0,5/ 3-G-2,5 - 1881561

Dimensional drawing

