

Feed-through header - EMCV 1,5/ 2-GF-3,81 - 1879285

Please be informed that the data shown in this PDF Document is generated from our Online Catalog. Please find the complete data in the user's documentation. Our General Terms of Use for Downloads are valid (<http://phoenixcontact.com/download>)

PCB headers, nominal current: 8 A, number of positions: 2, pitch: 3.81 mm, color: green, contact surface: Tin, mounting: Press-in technology




The figure shows a 10-position version of the product

Your advantages

- ✓ Long-term stable press-in connection ensures high holding force without thermal load
- ✓ Screwable flange for superior mechanical stability
- ✓ Vertical connection enables multi-row arrangement on the PCB
- ✓ Maximum flexibility when it comes to device design – one header for connectors with different connection technologies



Key Commercial Data

Packing unit	1 pc
Minimum order quantity	50 pc
GTIN	 4 017918 173845
GTIN	4017918173845
Weight per Piece (excluding packing)	1.700 g
Custom tariff number	85366930
Country of origin	Germany

Technical data

Dimensions

Length [l]	13.8 mm
Width	18.01 mm
Pitch	3.81 mm
Dimension a	3.81 mm

Feed-through header - EMCV 1,5/ 2-GF-3,81 - 1879285

Technical data

Dimensions

Width [w]	18.01 mm
Height [h]	7.25 mm
Height	10 mm
Length of the solder pin	3.8 mm
Pin dimensions	0.8 x 0.8 mm
Length	13.8 mm

General

Range of articles	EMCV 1,5/...-GF
Insulating material group	IIIa
Rated surge voltage (III/3)	2.5 kV
Rated surge voltage (III/2)	2.5 kV
Rated surge voltage (II/2)	2.5 kV
Rated voltage (III/3)	160 V
Rated voltage (III/2)	160 V
Rated voltage (II/2)	250 V
Connection in acc. with standard	EN-VDE
Nominal current I _N	8 A
Maximum load current	8 A
Insulating material	PBT
Flammability rating according to UL 94	V0
Color	green
Number of positions	2

Standards and Regulations

Connection in acc. with standard	EN-VDE
	CUL
Flammability rating according to UL 94	V0

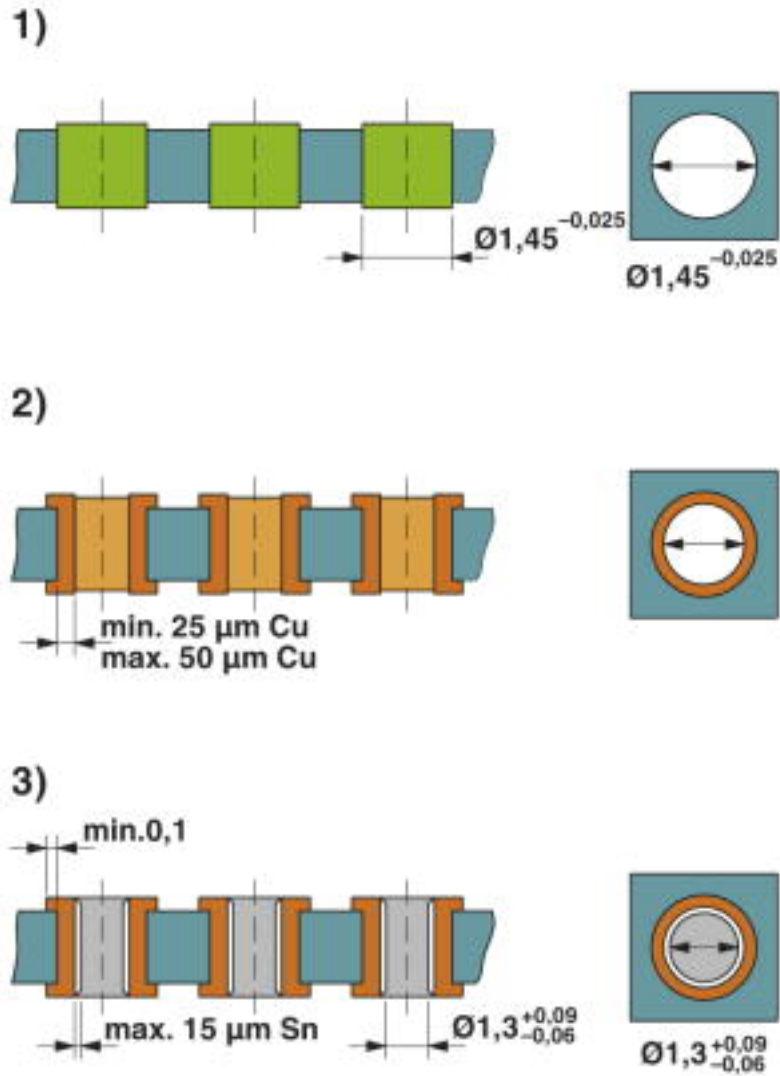
Environmental Product Compliance

	Lead 7439-92-1
China RoHS	Environmentally Friendly Use Period = 50
	For details about hazardous substances go to tab "Downloads", Category "Manufacturer's declaration"

Drawings

Feed-through header - EMCV 1,5/ 2-GF-3,81 - 1879285

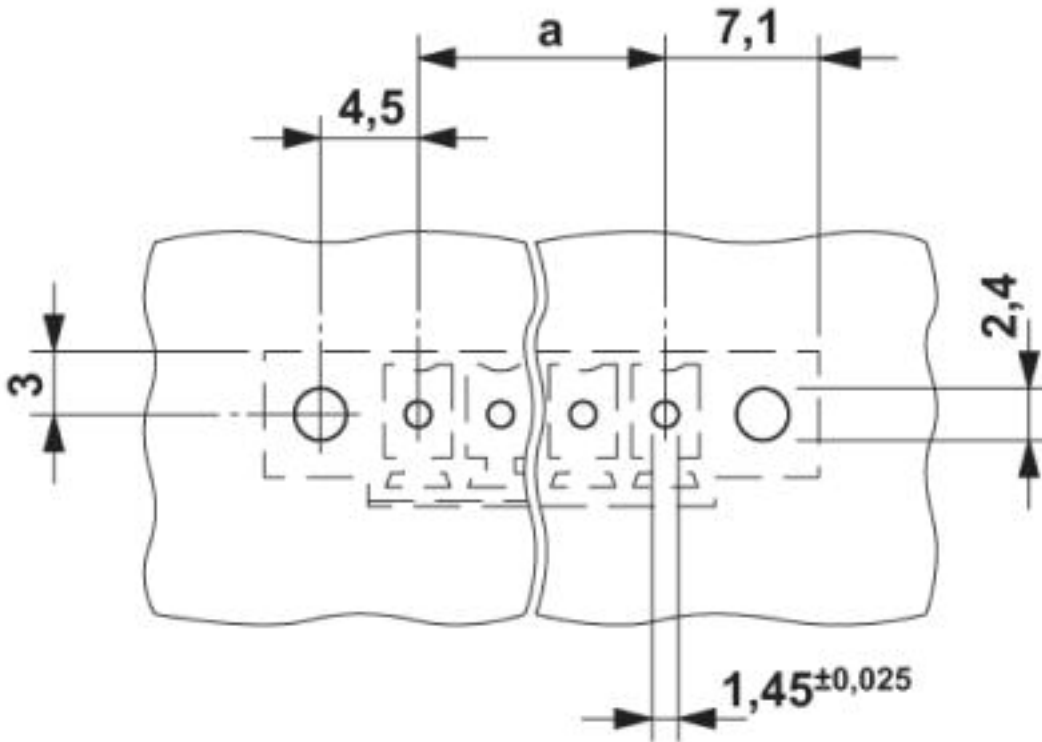
Drilling diagram



Drill hole layout in FR4 or EP-GC basic material

Feed-through header - EMCV 1,5/ 2-GF-3,81 - 1879285

Drilling diagram



Classifications

eCl@ss

eCl@ss 4.0	27260700
eCl@ss 4.1	27260700
eCl@ss 5.0	27260700
eCl@ss 5.1	27260700
eCl@ss 6.0	27260700
eCl@ss 7.0	27440402
eCl@ss 8.0	27440402
eCl@ss 9.0	27440402

ETIM

ETIM 3.0	EC001121
ETIM 4.0	EC002637
ETIM 5.0	EC002637
ETIM 6.0	EC002637
ETIM 7.0	EC002637

Feed-through header - EMCV 1,5/ 2-GF-3,81 - 1879285

Classifications

UNSPSC

UNSPSC 6.01	30211810
UNSPSC 7.0901	39121409
UNSPSC 11	39121409
UNSPSC 12.01	39121409
UNSPSC 13.2	39121409

Approvals

Approvals

Approvals

EAC / cULus Recognized

Ex Approvals

Approval details

EAC		B.01742
-----	--	---------

cULus Recognized		http://database.ul.com/cgi-bin/XYV/template/LISEXT/1FRAME/index.htm	E60425-20110128
	B	D	
Nominal voltage UN	300 V	300 V	
Nominal current IN	8 A	8 A	

Accessories

Accessories

Coding element

Feed-through header - EMCV 1,5/ 2-GF-3,81 - 1879285

Accessories

Coding profile - CP-MSTB - 1734634

Coding profile, is inserted into the slot on the plug or inverted header, red insulating material



Labeled terminal marker

Marker card - SK 3,81/2,8:FORTL.ZAHLEN - 0804109



Marker card, Card, white, labeled, Horizontal: consecutive numbers 1 ... 10, 11 ... 20, etc. up to 91 ... (99)100, mounting type: adhesive, for terminal block width: 3.81 mm, lettering field size: 3.81 x 2.8 mm

Assembly adapters - EMC 1,5-SH - 1877258



Stamp holder, for upper and lower stamp

Additional products

Printed-circuit board connector - FMC 1,5/ 2-STF-3,81 - 1748354



PCB connector, nominal current: 8 A, number of positions: 2, pitch: 3.81 mm, connection method: Push-in spring connection, color: green, contact surface: Tin

Printed-circuit board connector - MC 1,5/ 2-STF-3,81 - 1827703



PCB connector, nominal current: 8 A, number of positions: 2, pitch: 3.81 mm, connection method: Screw connection with tension sleeve, color: green, contact surface: Tin

Feed-through header - EMCV 1,5/ 2-GF-3,81 - 1879285

Accessories

Printed-circuit board connector - MCVR 1,5/ 2-STF-3,81 - 1828346



PCB connector, nominal current: 8 A, number of positions: 2, pitch: 3.81 mm, connection method: Screw connection with tension sleeve, color: green, contact surface: Tin

Printed-circuit board connector - MCVW 1,5/ 2-STF-3,81 - 1828498



PCB connector, nominal current: 8 A, number of positions: 2, pitch: 3.81 mm, connection method: Screw connection with tension sleeve, color: green, contact surface: Tin

Printed-circuit board connector - FRONT-MC 1,5/ 2-STF-3,81 - 1850851



PCB connector, nominal current: 8 A, number of positions: 2, pitch: 3.81 mm, connection method: Front screw connection, color: green, contact surface: Tin

Printed-circuit board connector - FK-MCP 1,5/ 2-STF-3,81 - 1851232



PCB connector, nominal current: 8 A, number of positions: 2, pitch: 3.81 mm, connection method: Push-in spring connection, color: green, contact surface: Tin

Printed-circuit board connector - MCC 1/ 2-STZF-3,81 - 1852367




PCB connector, nominal current: 8 A, number of positions: 2, pitch: 3.81 mm, connection method: Crimp connection, color: green, Corresponding female crimp contacts with current [A] and conductor cross section range [mm²] data: 5A/MCC-MT 0,2-0,35 (1859988); 8A/MCC-MT 0,5-1,0 (1859991)

Feed-through header - EMCV 1,5/ 2-GF-3,81 - 1879285

Accessories

Printed-circuit board connector - QC 0,5/ 2-STF-3,81 - 1897542



PCB connector, nominal current: 6 A, number of positions: 2, pitch: 3.81 mm, connection method: Displacement connection, color: green, contact surface: Tin