


# PCB terminal block - FFKDSA1/H-3,81- 5 - 1869871

Please be informed that the data shown in this PDF Document is generated from our Online Catalog. Please find the complete data in the user's documentation. Our General Terms of Use for Downloads are valid (<http://phoenixcontact.com/download>)

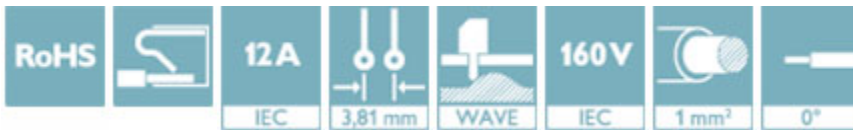
PCB terminal block, nominal current: 12 A, pitch: 3.81 mm, number of positions: 5, connection method: Push-in spring connection, mounting: Wave soldering, conductor/PCB connection direction: 0 °, color: green




The figure shows the 10-position version

## Your advantages

- ✓ Time saving push-in connection, tools not required
- ✓ Defined contact force ensures that contact remains stable over the long term
- ✓ Intuitive use through colour coded actuation lever
- ✓ Operation and conductor connection from one direction enable integration into front of device
- ✓ Two solder pins reduce the mechanical strain on the soldering spots
- ✓ The latching on the side enables various numbers of positions to be combined



## Key Commercial Data

Packing unit	1 pc
Minimum order quantity	50 pc
GTIN	 4 017918 817602
GTIN	4017918817602
Weight per Piece (excluding packing)	4.560 g
Custom tariff number	85369010
Country of origin	Greece

## Technical data

### Dimensions

Length [ l ]	13.65 mm
Pitch	3.81 mm

# PCB terminal block - FFKDSA1/H-3,81- 5 - 1869871

## Technical data

### Dimensions

Dimension a	15.24 mm
Width [ w ]	21.55 mm
Height	12.7 mm
Height [ h ]	16.1 mm
Solder pin [P]	3.4 mm
Pin spacing	5.08 mm
Hole diameter	1.3 mm

### General

Range of articles	FFKDS(A) 1,5/...-H
Rated surge voltage (III/3)	2.5 kV
Rated surge voltage (III/2)	2.5 kV
Rated surge voltage (II/2)	2.5 kV
Rated voltage (III/3)	160 V
Rated voltage (III/2)	160 V
Rated voltage (II/2)	320 V
Connection in acc. with standard	EN-VDE
Nominal current I <sub>N</sub>	12 A
Nominal cross section	1 mm <sup>2</sup>
Stripping length	10 mm
Number of positions	5

### Connection data

Conductor cross section AWG min.	26
Conductor cross section AWG max.	18

### Standards and Regulations

Connection in acc. with standard	EN-VDE
	CSA

### Environmental Product Compliance

China RoHS	Environmentally friendly use period: unlimited = EFUP-e
	No hazardous substances above threshold values

### Classifications

#### eCl@ss

eCl@ss 4.0	27141109
eCl@ss 4.1	27141109

# PCB terminal block - FFKDSA1/H-3,81- 5 - 1869871

## Classifications

### eCl@ss

eCl@ss 5.0	27141190
eCl@ss 5.1	27261100
eCl@ss 6.0	27261100
eCl@ss 7.0	27440401
eCl@ss 8.0	27440401
eCl@ss 9.0	27440401

### ETIM

ETIM 3.0	EC001121
ETIM 4.0	EC002643
ETIM 5.0	EC002643
ETIM 6.0	EC002643
ETIM 7.0	EC002643

### UNSPSC

UNSPSC 6.01	30211801
UNSPSC 7.0901	39121432
UNSPSC 11	39121432
UNSPSC 12.01	39121432
UNSPSC 13.2	39121432

## Approvals


### Approvals

#### Approvals

CSA / CCA / KEMA-KEUR / IECCE CB Scheme / EAC / cULus Recognized

#### Ex Approvals

### Approval details


CSA		<a href="http://www.csagroup.org/services-industries/product-listing/">http://www.csagroup.org/services-industries/product-listing/</a>	13631
		B	
Nominal voltage UN		150 V	


# PCB terminal block - FFKDSA1/H-3,81- 5 - 1869871

## Approvals


	B
Nominal current I <sub>N</sub>	10 A
mm <sup>2</sup> /AWG/kcmil	26-18

CCA	NTR NL-7074
Nominal voltage U <sub>N</sub>	130 V
mm <sup>2</sup> /AWG/kcmil	1

KEMA-KEUR		<a href="http://www.dekra-certification.com">http://www.dekra-certification.com</a>	2160724.01
Nominal voltage U <sub>N</sub>		130 V	
mm <sup>2</sup> /AWG/kcmil		1	

IECEE CB Scheme		<a href="http://www.iecee.org/">http://www.iecee.org/</a>	NL-25836
Nominal voltage U <sub>N</sub>		130 V	
mm <sup>2</sup> /AWG/kcmil		1	

EAC			B.01742
-----	---	--	---------

cULus Recognized		<a href="http://database.ul.com/cgi-bin/XYV/template/LISEXT/1FRAME/index.htm">http://database.ul.com/cgi-bin/XYV/template/LISEXT/1FRAME/index.htm</a>	E60425-19870330
	B	D	
Nominal voltage U <sub>N</sub>	300 V	300 V	
Nominal current I <sub>N</sub>	6 A	6 A	
mm <sup>2</sup> /AWG/kcmil	26-16	26-16	