

PCB terminal block - MKDSFW 1,5/ 2-3,5 - 1868128

Please be informed that the data shown in this PDF Document is generated from our Online Catalog. Please find the complete data in the user's documentation. Our General Terms of Use for Downloads are valid (<http://phoenixcontact.com/download>)

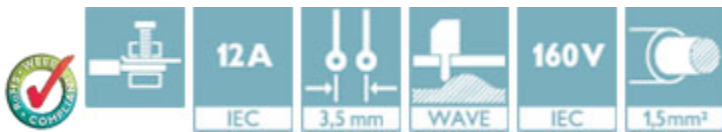
PCB terminal block, Nominal current: 12 A, Nom. voltage: 160 V, Pitch: 3.5 mm, Number of positions: 2, Connection method: Screw connection with tension sleeve, Mounting: Wave soldering, Conductor/PCB connection direction: 90 °, Color: green



The figure shows a 10-position version of the product

Product Features

- Well-known connection principle allows worldwide use
- Low temperature rise, thanks to maximum contact force
- Allows connection of two conductors
- Stand-offs enable the PCB to be cleaned or sealed



Key Commercial Data

Packing unit	1 pc
Minimum order quantity	50 pc
Weight per Piece (excluding packing)	1.6 g
Custom tariff number	85369010
Country of origin	Poland

Technical data

Dimensions

Length	11.3 mm
Pitch	3.50 mm
Dimension a	3.5 mm
Constructional height	11 mm
Length of the solder pin	3.5 mm
Pin dimensions	0,5 x 0,9 mm
Hole diameter	1.3 mm

PCB terminal block - MKDSFW 1,5/ 2-3,5 - 1868128

Technical data

General

Range of articles	MKDSFW 1,5
Insulating material group	I
Rated surge voltage (III/3)	2.5 kV
Rated surge voltage (III/2)	2.5 kV
Rated surge voltage (II/2)	2.5 kV
Rated voltage (III/3)	160 V
Rated voltage (III/2)	160 V
Rated voltage (II/2)	320 V
Connection in acc. with standard	EN-VDE
Nominal current I_N	12 A
Nominal cross section	1.5 mm ²
Maximum load current	12 A (with 1.5 mm ² conductor cross section)
Insulating material	PA
Solder pin surface	Sn
Flammability rating according to UL 94	V0
Internal cylindrical gage	A1
Stripping length	6 mm
Number of positions	2
Screw thread	M2
Tightening torque, min	0.22 Nm
Tightening torque max	0.25 Nm

Connection data

Conductor cross section solid min.	0.14 mm ²
Conductor cross section solid max.	1.5 mm ²
Conductor cross section flexible min.	0.14 mm ²
Conductor cross section flexible max.	1.5 mm ²
Conductor cross section flexible, with ferrule without plastic sleeve min.	0.25 mm ²
Conductor cross section flexible, with ferrule without plastic sleeve max.	1.5 mm ²
Conductor cross section flexible, with ferrule with plastic sleeve min.	0.25 mm ²
Conductor cross section flexible, with ferrule with plastic sleeve max.	1.5 mm ²
Conductor cross section AWG min.	26
Conductor cross section AWG max.	16
2 conductors with same cross section, solid min.	0.14 mm ²
2 conductors with same cross section, solid max.	0.75 mm ²
2 conductors with same cross section, stranded min.	0.14 mm ²
2 conductors with same cross section, stranded max.	0.75 mm ²

PCB terminal block - MKDSFW 1,5/ 2-3,5 - 1868128

Technical data

Connection data

2 conductors with same cross section, stranded, ferrules without plastic sleeve, min.	0.25 mm ²
2 conductors with same cross section, stranded, ferrules without plastic sleeve, max.	0.5 mm ²
2 conductors with same cross section, stranded, TWIN ferrules with plastic sleeve, min.	0.5 mm ²
2 conductors with same cross section, stranded, TWIN ferrules with plastic sleeve, max.	1 mm ²

Standards and Regulations

Connection in acc. with standard	EN-VDE
	CUL
Flammability rating according to UL 94	V0

Classifications

eCl@ss

eCl@ss 4.0	27141109
eCl@ss 4.1	27141109
eCl@ss 5.0	27141190
eCl@ss 5.1	27141190
eCl@ss 6.0	27261101
eCl@ss 7.0	27440401
eCl@ss 8.0	27440401
eCl@ss 9.0	27440401

ETIM

ETIM 3.0	EC001121
ETIM 4.0	EC002643
ETIM 5.0	EC002643

UNSPSC

UNSPSC 6.01	30211801
UNSPSC 7.0901	39121432
UNSPSC 11	39121432
UNSPSC 12.01	39121432
UNSPSC 13.2	39121432

PCB terminal block - MKDSFW 1,5/ 2-3,5 - 1868128

Approvals

Approvals

Approvals

EAC / EAC / cULus Recognized / cULus Recognized

Ex Approvals


Approvals submitted

Approval details

EAC

EAC

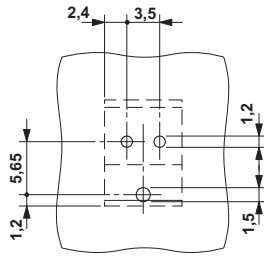
cULus Recognized		
	B	D
mm ² /AWG/kcmil	30-14	30-14
Nominal current I _N	10 A	10 A
Nominal voltage U _N	300 V	300 V

cULus Recognized 

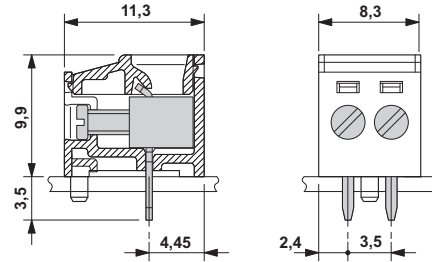
Drawings

PCB terminal block - MKDSFW 1,5/ 2-3,5 - 1868128

Drilling diagram



Dimensional drawing



The figure shows the drilling diagram of the 2-pos. variant with a locating pin.