

Header - DFK-PC 4/ 8-G-7,62-FS4,8 - 1861219

Please be informed that the data shown in this PDF Document is generated from our Online Catalog. Please find the complete data in the user's documentation. Our General Terms of Use for Downloads are valid (<http://phoenixcontact.com/download>)



Plug component, Nominal current: 15 A, Rated voltage (III/2): 400 V, Number of positions: 8, Pitch: 7.62 mm, Connection method: Solder/Slip-on connection, Color: green, Contact surface: Tin, Mounting: Direct mounting

The figure shows a 5-pos. version of the product

Product Features

- Can be plugged into PC 4 and PC 5 plugs
- Slip-on plug-in connection on the inside of the device (solder connection available on request)
- Lateral mounting flanges (for screw set see accessories)
- Feed-through connectors for a panel thickness of 1 to 5 mm



Key Commercial Data

Packing unit	1 pc
Weight per Piece (excluding packing)	18.9 g
Custom tariff number	85366990
Country of origin	Poland

Technical data

Dimensions

Pitch	7.62 mm
Dimension a	53.34 mm

General

Range of articles	DFK-PC 4/..-G -FS4,8
Insulating material group	I
Rated surge voltage (III/3)	6 kV
Rated surge voltage (III/2)	6 kV

Header - DFK-PC 4/ 8-G-7,62-FS4,8 - 1861219

Technical data

General

Rated surge voltage (II/2)	6 kV
Rated voltage (III/3)	400 V
Rated voltage (III/2)	400 V
Rated voltage (II/2)	800 V
Connection in acc. with standard	EN-VDE
Nominal current I _N	15 A
Nominal cross section	4 mm ²
Maximum load current	15 A
Insulating material	PA
Flammability rating according to UL 94	V2
Number of positions	8

Connection data

Conductor cross section solid min.	0.2 mm ²
Conductor cross section solid max.	4 mm ²
Conductor cross section flexible min.	0.2 mm ²
Conductor cross section flexible max.	4 mm ²
Conductor cross section AWG min.	24
Conductor cross section AWG max.	10

Standards and Regulations

Connection in acc. with standard	EN-VDE
	CSA
Flammability rating according to UL 94	V2

Classifications

eCl@ss

eCl@ss 4.0	272607xx
eCl@ss 4.1	27260701
eCl@ss 5.0	27260701
eCl@ss 5.1	27141190
eCl@ss 6.0	27260704
eCl@ss 7.0	27440402
eCl@ss 8.0	27141134
eCl@ss 9.0	27141134

Header - DFK-PC 4/ 8-G-7,62-FS4,8 - 1861219

Classifications

ETIM

ETIM 3.0	EC001283
ETIM 4.0	EC001283
ETIM 5.0	EC001283

UNSPSC

UNSPSC 6.01	30211810
UNSPSC 7.0901	39121409
UNSPSC 11	39121409
UNSPSC 12.01	39121409
UNSPSC 13.2	39121409

Approvals

Approvals

Approvals

CSA / UL Recognized / cUL Recognized / EAC / EAC / cULus Recognized

Ex Approvals

Approvals submitted

Approval details

CSA		
	B	C
Nominal current IN	20 A	20 A
Nominal voltage UN	300 V	300 V

UL Recognized		
	B	C
Nominal current IN	20 A	20 A

Header - DFK-PC 4/ 8-G-7,62-FS4,8 - 1861219

Approvals

	B	C
Nominal voltage UN	300 V	300 V

cUL Recognized

	B	C
Nominal current IN	20 A	20 A
Nominal voltage UN	300 V	300 V

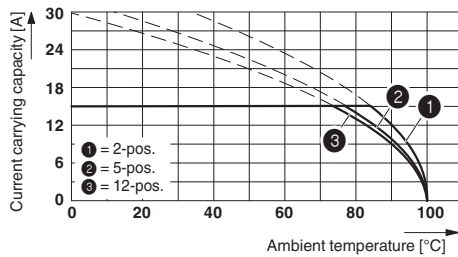
EAC

EAC

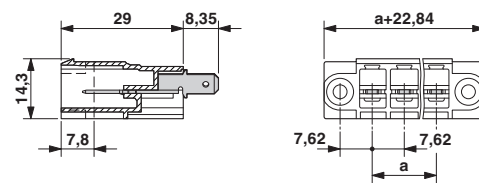
cULus Recognized

Drawings

Diagram



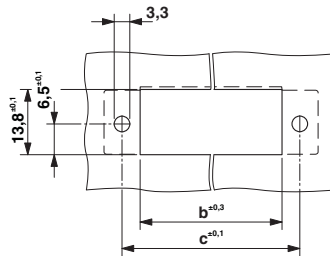
Dimensional drawing



Derating curve for: PC 4/..-ST-7,62 with DFK-PC 4/..-G-7,62-FS4,8

Header - DFK-PC 4/ 8-G-7,62-FS4,8 - 1861219

Dimensional drawing



Dimension b = 60.91 mm; dimension c = 68.58 mm