

Printed-circuit board connector - DFK-MSTB 2,5/ 3-GF-5,08 AU - 1861112

Please be informed that the data shown in this PDF Document is generated from our Online Catalog. Please find the complete data in the user's documentation. Our General Terms of Use for Downloads are valid (<http://phoenixcontact.com/download>)



Feed-through header, nominal cross section: 2.5 mm², number of positions: 3, pitch: 5.08 mm, connection method: Solder/Slip-on connection, color: green, contact surface: Gold, mounting: Direct mounting, pin layout: Linear pinning, solder pin [P]: 9.3 mm


The figure shows a 10-position version of the product

Your advantages

- ✓ Gold-plated contacts ensure transfer quality remains stable over the long term
- ✓ Free choice – permanent solder connection or standardized slip-on connection
- ✓ Maximum flexibility when it comes to device design – one header for connectors with different connection technologies
- ✓ Cable connection on the inside of the device enables flexible positioning of the panel feed-through
- ✓ Screwable flange for superior mechanical stability



Key Commercial Data

Packing unit	1 pc
GTIN	 4 017918 227524
GTIN	4017918227524
Weight per Piece (excluding packing)	4.430 g
Custom tariff number	85366930
Country of origin	Germany

Technical data

Dimensions

Length [l]	17.5 mm
Width	35.56 mm
Pitch	5.08 mm
Dimension a	10.16 mm

Printed-circuit board connector - DFK-MSTB 2,5/ 3-GF-5,08 AU - 1861112

Technical data

Dimensions

Width [w]	35.56 mm
Height [h]	29.3 mm
Height	20.2 mm
Length of the solder pin	9.3 mm
Length	17.5 mm

General

Range of articles	DFK-MSTB 2,5/..-GF
Rated voltage (III/3)	320 V
Connection in acc. with standard	EN-VDE
Nominal current I _N	12 A
Color	green
Number of positions	3

Standards and Regulations

Connection in acc. with standard	EN-VDE
	CSA

Environmental Product Compliance

	Lead 7439-92-1
China RoHS	Environmentally Friendly Use Period = 50
	For details about hazardous substances go to tab "Downloads", Category "Manufacturer's declaration"

Classifications

eCl@ss

eCl@ss 4.0	27260700
eCl@ss 4.1	27260700
eCl@ss 5.0	27260700
eCl@ss 5.1	27260700
eCl@ss 6.0	27260700
eCl@ss 7.0	27440402
eCl@ss 8.0	27440402
eCl@ss 9.0	27440402

ETIM

ETIM 3.0	EC001121
ETIM 4.0	EC002643

Printed-circuit board connector - DFK-MSTB 2,5/ 3-GF-5,08 AU - 1861112

Classifications

ETIM

ETIM 5.0	EC001283
ETIM 6.0	EC002637
ETIM 7.0	EC002637

UNSPSC

UNSPSC 6.01	30211810
UNSPSC 7.0901	39121409
UNSPSC 11	39121409
UNSPSC 12.01	39121409
UNSPSC 13.2	39121410
UNSPSC 18.0	39121409
UNSPSC 19.0	39121409
UNSPSC 20.0	39121409
UNSPSC 21.0	39121409

Approvals

Approvals

Approvals

CSA / IECCEB Scheme / EAC / cULus Recognized / VDE Zeichengenehmigung


Ex Approvals

Approval details


CSA		http://www.csagroup.org/services-industries/product-listing/	13631
	B	D	
Nominal voltage UN	300 V	300 V	
Nominal current IN	15 A	10 A	


Printed-circuit board connector - DFK-MSTB 2,5/ 3-GF-5,08 AU - 1861112

Approvals

IECEE CB Scheme		http://www.iecee.org/	DE1-60988-B1B2
Nominal voltage UN		250 V	
Nominal current IN		12 A	

EAC		B.01742
-----	---	---------

cULus Recognized		http://database.ul.com/cgi-bin/XYV/template/LISEXT/1FRAME/index.htm	E60425-19931011
	B	D	
Nominal voltage UN	300 V	300 V	
Nominal current IN	15 A	10 A	

VDE Zeichengenehmigung		http://www2.vde.com/de/Institut/Online-Service/VDE-gepruefteProdukte/Seiten/Online-Suche.aspx	40050648
Nominal voltage UN		250 V	
Nominal current IN		12 A	