

## Printed-circuit board connector - IMC 1,5/11-ST-3,81 - 1857977

Please be informed that the data shown in this PDF Document is generated from our Online Catalog. Please find the complete data in the user's documentation. Our General Terms of Use for Downloads are valid (<http://phoenixcontact.com/download>)

Plug component, nominal current: 8 A, rated voltage (III/2): 160 V, number of positions: 11, pitch: 3.81 mm, connection method: Screw connection with tension sleeve, color: green, contact surface: Tin



The figure shows a 10-position version of the product

### Why buy this product

- Well-known connection principle allows worldwide use
- Low temperature rise, thanks to maximum contact force
- Inverted connector with pin contacts for touch-proof device outputs or free-hanging cable/cable connections
- Allows connection of two conductors



### Key Commercial Data

Packing unit	1 STK
GTIN	
GTIN	4017918144210
Weight per Piece (excluding packing)	8.910 g
Custom tariff number	85366990
Country of origin	Poland

### Technical data

#### Dimensions

Length [ l ]	18.45 mm
Width [ w ]	42.7 mm
Height [ h ]	11.1 mm
Pitch	3.81 mm
Dimension a	38.1 mm

# Printed-circuit board connector - IMC 1,5/11-ST-3,81 - 1857977

## Technical data

### General

Range of articles	IMC 1,5/...-ST
Type of contact	Male connector
Number of positions	11
Connection method	Screw connection with tension sleeve
Insulating material group	I
Rated surge voltage (III/3)	2.5 kV
Rated surge voltage (III/2)	2.5 kV
Rated surge voltage (II/2)	2.5 kV
Rated voltage (III/3)	160 V
Rated voltage (III/2)	160 V
Rated voltage (II/2)	320 V
Connection in acc. with standard	EN-VDE
Nominal current $I_N$	8 A
Nominal cross section	1.5 mm <sup>2</sup>
Maximum load current	8 A (with 1.5 mm <sup>2</sup> conductor cross section)
Insulating material	PA
Flammability rating according to UL 94	V0
Internal cylindrical gage	A1
Stripping length	7 mm
Screw thread	M2
Tightening torque, min	0.22 Nm
Tightening torque max	0.25 Nm

### Connection data

Conductor cross section solid min.	0.14 mm <sup>2</sup>
Conductor cross section solid max.	1.5 mm <sup>2</sup>
Conductor cross section flexible min.	0.14 mm <sup>2</sup>
Conductor cross section flexible max.	1.5 mm <sup>2</sup>
Conductor cross section flexible, with ferrule without plastic sleeve min.	0.25 mm <sup>2</sup>
Conductor cross section flexible, with ferrule without plastic sleeve max.	1.5 mm <sup>2</sup>
Conductor cross section flexible, with ferrule with plastic sleeve min.	0.25 mm <sup>2</sup>
Conductor cross section flexible, with ferrule with plastic sleeve max.	0.5 mm <sup>2</sup>
Conductor cross section AWG min.	28
Conductor cross section AWG max.	16
2 conductors with same cross section, solid min.	0.08 mm <sup>2</sup>
2 conductors with same cross section, solid max.	0.5 mm <sup>2</sup>
2 conductors with same cross section, stranded min.	0.08 mm <sup>2</sup>
2 conductors with same cross section, stranded max.	0.75 mm <sup>2</sup>

# Printed-circuit board connector - IMC 1,5/11-ST-3,81 - 1857977

## Technical data

### Connection data

2 conductors with same cross section, stranded, ferrules without plastic sleeve, min.	0.2 mm <sup>2</sup>
2 conductors with same cross section, stranded, ferrules without plastic sleeve, max.	0.34 mm <sup>2</sup>
2 conductors with same cross section, stranded, TWIN ferrules with plastic sleeve, min.	0.5 mm <sup>2</sup>
2 conductors with same cross section, stranded, TWIN ferrules with plastic sleeve, max.	0.5 mm <sup>2</sup>
Minimum AWG according to UL/CUL	30
Maximum AWG according to UL/CUL	14

### Standards and Regulations

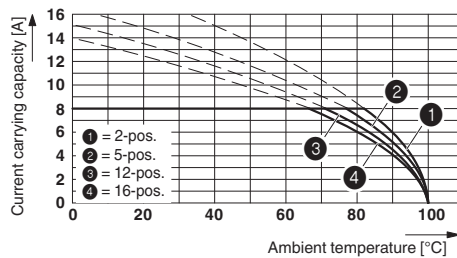
Connection in acc. with standard	EN-VDE
	CUL
Flammability rating according to UL 94	V0

### Environmental Product Compliance

China RoHS	Environmentally Friendly Use Period = 50
	For details about hazardous substances go to tab "Downloads", Category "Manufacturer's declaration"

## Drawings

Diagram



Type: IMC 1,5/...-ST-3,81 with IMC 1,5/...-G-3,81

## Classifications

eCl@ss

eCl@ss 4.0	272607xx
eCl@ss 4.1	27260701
eCl@ss 5.0	27260701
eCl@ss 5.1	27260701

# Printed-circuit board connector - IMC 1,5/11-ST-3,81 - 1857977

## Classifications

### eCl@ss

eCl@ss 6.0	27260704
eCl@ss 7.0	27440402
eCl@ss 8.0	27440309
eCl@ss 9.0	27440309

### ETIM

ETIM 3.0	EC001121
ETIM 4.0	EC002638
ETIM 5.0	EC002638
ETIM 6.0	EC002638

### UNSPSC

UNSPSC 6.01	30211810
UNSPSC 7.0901	39121409
UNSPSC 11	39121409
UNSPSC 12.01	39121409
UNSPSC 13.2	39121409

## Approvals


### Approvals

#### Approvals

VDE Gutachten mit Fertigungsüberwachung / IECCEB CB Scheme / CCA / cULus Recognized / EAC

#### Ex Approvals

### Approval details

VDE Gutachten mit Fertigungsüberwachung		<a href="http://www.vde.com/en/Institute/OnlineService/VDE-approved-products/Pages/Online-Search.aspx">http://www.vde.com/en/Institute/OnlineService/ VDE-approved-products/Pages/Online-Search.aspx</a>	40011723
mm <sup>2</sup> /AWG/kcmil	0.2-1.5		
Nominal current I <sub>N</sub>	8 A		
Nominal voltage U <sub>N</sub>	160 V		

# Printed-circuit board connector - IMC 1,5/11-ST-3,81 - 1857977

## Approvals

IECEE CB Scheme	<b>CB</b> scheme	<a href="http://www.iecee.org/">http://www.iecee.org/</a>	DE1-59621-B1B2
mm <sup>2</sup> /AWG/kcmil	0.2-1.5		
Nominal current I <sub>N</sub>	8 A		
Nominal voltage U <sub>N</sub>	160 V		

CCA	CCA/ DE1 34219		
mm <sup>2</sup> /AWG/kcmil	0.2-1.5		
Nominal current I <sub>N</sub>	8 A		
Nominal voltage U <sub>N</sub>	160 V		

cULus Recognized	<b>cULus</b>	<a href="http://database.ul.com/cgi-bin/XYV/template/LISEXT/1FRAME/index.htm">http://database.ul.com/cgi-bin/XYV/template/LISEXT/1FRAME/index.htm</a>	E60425-20110128
	B	D	
mm <sup>2</sup> /AWG/kcmil	30-14	30-14	
Nominal current I <sub>N</sub>	8 A	8 A	
Nominal voltage U <sub>N</sub>	300 V	300 V	

EAC	<b>EAC</b>	B.01742
-----	------------	---------

## Accessories

### Accessories

#### Cable housing

Cable housing - KGG-MC 1,5/ 2 - 1834343



Cable housing, pitch: 3.81 mm, number of positions: 2, dimension a: 10.01 mm, color: green

## Printed-circuit board connector - IMC 1,5/11-ST-3,81 - 1857977

### Accessories

Cable housing - KGG-MC 1,5/ 6 - 1834385



Cable housing, pitch: 3.81 mm, number of positions: 6, dimension a: 25.25 mm, color: green

---

### Coding element

Coding profile - CP-MSTB - 1734634



Coding profile, is inserted into the slot on the plug or inverted header, red insulating material

---

### Labeled terminal marker

Marker card - SK 3,81/2,8:FORTL.ZAHLEN - 0804109



Marker card, Card, white, labeled, Horizontal: Consecutive numbers 1 - 10, 11 - 20, etc. up to 91 - (99)100, mounting type: adhesive, for terminal block width: 3.81 mm, lettering field size: 3.81 x 2.8 mm

---

### Screwdriver tools

Screwdriver - SZS 0,4X2,5 VDE - 1205037



Screwdriver, slot-headed, VDE insulated, size: 0.4 x 2.5 x 80 mm, 2-component grip, with non-slip grip

---

### Additional products

## Printed-circuit board connector - IMC 1,5/11-ST-3,81 - 1857977

### Accessories

#### Printed-circuit board connector - MCC 1/11-STZ-3,81 - 1852260



Plug component, nominal current: 8 A, rated voltage (III/2): 160 V, number of positions: 11, pitch: 3.81 mm, connection method: Crimp connection, color: green, Corresponding female crimp contacts with current [A] and conductor cross section range [mm<sup>2</sup>] data: 5A/MCC-MT 0,2-0,35 (1859988); 8A/MCC-MT 0,5-1,0 (1859991)

#### Printed-circuit board connector - FRONT-MC 1,5/11-ST-3,81 - 1850754



Plug component, nominal current: 8 A, rated voltage (III/2): 160 V, number of positions: 11, pitch: 3.81 mm, connection method: Front screw connection, color: green, contact surface: Tin

#### Printed-circuit board connector - MCVR 1,5/11-ST-3,81 - 1827211



Plug component, nominal current: 8 A, rated voltage (III/2): 160 V, number of positions: 11, pitch: 3.81 mm, connection method: Screw connection with tension sleeve, color: green, contact surface: Tin

#### Printed-circuit board connector - MCVW 1,5/11-ST-3,81 - 1827062



Plug component, nominal current: 8 A, rated voltage (III/2): 160 V, number of positions: 11, pitch: 3.81 mm, connection method: Screw connection with tension sleeve, color: green, contact surface: Tin

#### Printed-circuit board connector - MC 1,5/11-ST-3,81 - 1803662




Plug component, nominal current: 8 A, rated voltage (III/2): 160 V, number of positions: 11, pitch: 3.81 mm, connection method: Screw connection with tension sleeve, color: green, contact surface: Tin

## Printed-circuit board connector - IMC 1,5/11-ST-3,81 - 1857977

### Accessories

Printed-circuit board connector - QC 0,5/11-ST-3,81 - 1897487



Plug component, nominal current: 6 A, rated voltage (III/2): 200 V, number of positions: 11, pitch: 3.81 mm, connection method: Displacement connection, color: green, contact surface: Tin

---

Base strip - IMCV 1,5/11-G-3,81 - 1875519



Header, nominal current: 8 A, rated voltage (III/2): 160 V, number of positions: 11, pitch: 3.81 mm, color: green, contact surface: Tin, mounting: Wave soldering

---


Base strip - IMC 1,5/11-G-3,81 - 1862661



Header, nominal current: 8 A, rated voltage (III/2): 160 V, number of positions: 11, pitch: 3.81 mm, color: green, contact surface: Tin, mounting: Wave soldering

---

Printed-circuit board connector - FK-MCP 1,5/11-ST-3,81 - 1851135



Plug component, nominal current: 8 A, rated voltage (III/2): 160 V, number of positions: 11, pitch: 3.81 mm, connection method: Push-in spring connection, color: green, contact surface: Tin

---

---