

PCB terminal block - MKDSP 50/ 2-17,5 - 1856126

Please be informed that the data shown in this PDF Document is generated from our Online Catalog. Please find the complete data in the user's documentation. Our General Terms of Use for Downloads are valid (<http://phoenixcontact.com/download>)



PCB terminal block, nominal current: 192 A, pitch: 17.5 mm, number of positions: 2, connection method: Screw connection with tension sleeve, mounting: Wave soldering, conductor/PCB connection direction: 0 °, color: green

The figure shows a 3-position version

Your advantages

- ✓ Well-known connection principle allows worldwide use
- ✓ Low temperature rise, thanks to maximum contact force
- ✓ Allows connection of two conductors
- ✓ Quick and convenient testing using integrated test option
- ✓ Integrated protective guide prevents incorrect insertion of the conductor underneath the tension sleeve



Key Commercial Data

Packing unit	1 pc
GTIN	
GTIN	4055626029078
Weight per Piece (excluding packing)	84.800 g
Custom tariff number	85369010
Country of origin	China

Technical data

Item properties

Brief article description	PCB terminal block
Range of articles	MKDSP 50
Pitch	17.5 mm
Number of positions	2

PCB terminal block - MKDSP 50/ 2-17,5 - 1856126

Technical data

Item properties

Connection method	Screw connection with tension sleeve
Screw thread	M6
Mounting type	Wave soldering
Pin layout	Linear 2x2 pinning
Number of levels	1
Number of connections	2
Number of potentials	2

Electrical parameters

Rated current	192 A
---------------	-------

Connection capacity

Conductor cross section solid	1.5 mm ² ... 70 mm ²
Single-conductor/terminal point multi-stranded	1.5 mm ² ... 70 mm ²
Conductor cross section flexible	1.5 mm ² ... 70 mm ²
Conductor cross section AWG / kcmil	16 ... 2/0
Conductor cross section flexible, with ferrule without plastic sleeve	1.5 mm ² ... 50 mm ²
Conductor cross section, flexible, with ferrule, with plastic sleeve	1.5 mm ² ... 50 mm ²
2 conductors with same cross section, solid	1.5 mm ² ... 16 mm ²
2 conductors with same cross section, flexible	1.5 mm ² ... 25 mm ²
2 conductors with same cross section, stranded, with TWIN ferrules with plastic sleeve	1.5 mm ² ... 16 mm ²
Stripping length	20 mm
Torque	5.5 Nm

Information on the aluminum conductor

Specification	DIN VDE 0276-603 (VDE 0276-603):2010-03
Note on conductor pretreatment	The following measures are required for durable and reliable contacting of the aluminum conductor: the stripped end of the aluminum conductor must be separated from the oxide layer using a blade, and immediately dipped in non-acid and non-alkali Vaseline. The pretreatment must be repeated when connecting the conductors anew.

Material data - contact

Note	WEEE/RoHS-compliant, free of whiskers according to IEC 60068-2-82/ JEDEC JESD 201
Contact material	Cu alloy
Surface characteristics	Tin-plated
Metal surface terminal point (top layer)	Tin (4 - 8 µm Sn)
Metal surface soldering area (top layer)	Tin (4 - 8 µm Sn)

Material data - housing

PCB terminal block - MKDSP 50/ 2-17,5 - 1856126

Technical data

Material data - housing

Insulating material	PA
Insulating material group	I
CTI according to IEC 60112	600
Flammability rating according to UL 94	V0

Dimensions for the product

Length [l]	32 mm
Width [w]	37.5 mm
Height [h]	59 mm
Pitch	17.5 mm
Height (without solder pin)	55 mm
Solder pin [P]	4 mm
Pin dimensions	1.4 x 1.4 mm
Dimension a	17.5 mm

Dimensions for PCB design

Hole diameter	2.4 mm
---------------	--------

Packaging information

Type of packaging	packed in cardboard
Pieces per package	10
Denomination packing units	Pcs.

Processing notes

Process	Wave soldering
Specification	Following IEC 61760-1:2006-04
	Following IEC 60068-2-54:2006-04

Ambient conditions

Ambient temperature (storage/transport)	-40 °C ... 70 °C
Ambient temperature (assembly)	-5 °C ... 100 °C
Ambient temperature (operation)	-40 °C ... 100 °C (dependent on the derating curve)

Termination and connection method

Test for conductor damage and slackening	IEC 60999-1:1999-11
	Test passed

Pull-out test

Pull-out test	IEC 60999-1:1999-11
	Test passed
Conductor cross section / conductor type / tensile force	1.5 mm ² / solid / > 40 N

PCB terminal block - MKDSP 50/ 2-17,5 - 1856126

Technical data

Pull-out test

	1.5 mm ² / flexible / > 40 N
	70 mm ² / stranded / > 285 N
	70 mm ² / flexible / > 285 N
	50 mm ² / flexible with ferrule / > 236 N
	1.5 mm ² / flexible with ferrule / > 40 N

Electrical tests

Rated current	192 A
Conductor cross section	70 mm ²

Air clearances and creepage distances

Rated insulation voltage (III/3)	1000 V
Minimum clearance - inhomogeneous field (III/3)	8 mm
Minimum clearance - inhomogeneous field (III/2)	8 mm
Minimum clearance - inhomogeneous field (II/2)	5.5 mm
Minimum creepage distance value (III/3)	12.5 mm
Minimum creepage distance value (III/2)	8 mm
Minimum creepage distance value (II/2)	5.5 mm

Current carrying capacity / derating curves

Environmental Product Compliance

China RoHS	Environmentally friendly use period: unlimited = EFUP-e
	No hazardous substances above threshold values

Classifications

eCl@ss

eCl@ss 5.1	27261100
eCl@ss 6.0	27261100
eCl@ss 7.0	27440401
eCl@ss 8.0	27440401
eCl@ss 9.0	27440401

ETIM

ETIM 5.0	EC002643
ETIM 6.0	EC002643
ETIM 7.0	EC002643

PCB terminal block - MKDSP 50/ 2-17,5 - 1856126

Classifications

UNSPSC

UNSPSC 13.2	39121432
-------------	----------

Approvals


Approvals


Approvals

IECEE CB Scheme / VDE Zeichengenehmigung / EAC / cULus Recognized

Ex Approvals

Approval details


IECEE CB Scheme		http://www.iecee.org/	DE1-55973
Nominal voltage UN	1000 V		
Nominal current IN	192 A		
mm ² /AWG/kcmil	1.5-70		

VDE Zeichengenehmigung		http://www2.vde.com/de/Institut/Online-Service/VDE-gepruefteProdukte/Seiten/Online-Suche.aspx	40041859
Nominal voltage UN	1000 V		
Nominal current IN	192 A		
mm ² /AWG/kcmil	1.5-70		

EAC		B.01742
-----	---	---------

PCB terminal block - MKDSP 50/ 2-17,5 - 1856126

Approvals

cULus Recognized		http://database.ul.com/cgi-bin/XYVV/template/LISEXT/1FRAME/index.htm	E60425-19770427
	B	C	
Nominal voltage UN	600 V	600 V	
Nominal current IN	160 A	160 A	
mm ² /AWG/kcmil	16	16	