

Printed-circuit board connector - MCC 1/ 5-STZF-3,81 - 1852396

Please be informed that the data shown in this PDF Document is generated from our Online Catalog. Please find the complete data in the user's documentation. Our General Terms of Use for Downloads are valid (<http://phoenixcontact.com/download>)

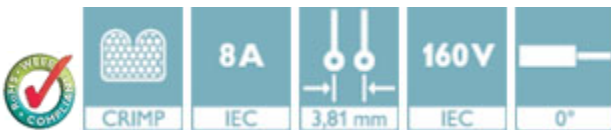
Plug component, Nominal current: 8 A, Rated voltage (III/2): 160 V, Number of positions: 5, Pitch: 3.81 mm, Connection method: Crimp connection, Color: green, Corresponding female crimp contacts with current [A] and conductor cross section range [mm²] data: 5A/MCC-MT 0,2-0,35 (1859988); 8A/MCC-MT 0,5-1,0 (1859991)



The illustration shows a 16-position version

Product Features

- Can be combined with MC 1,5 base strips and IMC 1,5 plugs
- Low design height of the MCC 1 plug range
- With snap-lock option for pull-out aid
- Two different crimp contacts can be used



Key Commercial Data

Packing unit	1 pc
Minimum order quantity	50 pc
Weight per Piece (excluding packing)	2.49 g
Custom tariff number	85366990
Country of origin	Poland

Technical data

Dimensions

Pitch	3.81 mm
Dimension a	15.24 mm

General

Range of articles	MCC 1/..-STZF
Insulating material group	I
Rated surge voltage (III/3)	2.5 kV

Printed-circuit board connector - MCC 1/ 5-STZF-3,81 - 1852396

Technical data

General

Rated surge voltage (III/2)	2.5 kV
Rated surge voltage (II/2)	2.5 kV
Rated voltage (III/3)	160 V
Rated voltage (III/2)	160 V
Rated voltage (II/2)	320 V
Connection in acc. with standard	EN-VDE
Nominal current I _N	8 A
Nominal cross section	1 mm ²
Maximum load current	8 A
Insulating material	PA
Flammability rating according to UL 94	V0
Number of positions	5

Connection data

Conductor cross section flexible min.	0.2 mm ²
Conductor cross section flexible max.	1 mm ²
Conductor cross section AWG min.	24
Conductor cross section AWG max.	18
Minimum AWG according to UL/CUL	20
Maximum AWG according to UL/CUL	18

Standards and Regulations

Connection in acc. with standard	EN-VDE
	CUL
Flammability rating according to UL 94	V0

Classifications

eCl@ss

eCl@ss 4.0	272607xx
eCl@ss 4.1	27260701
eCl@ss 5.0	27260701
eCl@ss 5.1	27260701
eCl@ss 6.0	27260704
eCl@ss 7.0	27440402
eCl@ss 8.0	27440309
eCl@ss 9.0	27440309

Printed-circuit board connector - MCC 1/ 5-STZF-3,81 - 1852396

Classifications

ETIM

ETIM 3.0	EC001121
ETIM 4.0	EC002638
ETIM 5.0	EC002638

UNSPSC

UNSPSC 6.01	30211810
UNSPSC 7.0901	39121409
UNSPSC 11	39121409
UNSPSC 12.01	39121409
UNSPSC 13.2	39121409

Approvals

Approvals

Approvals

cULus Recognized / EAC

Ex Approvals

Approvals submitted

Approval details

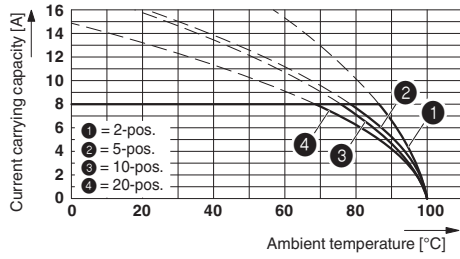
cULus Recognized		
	B	D
mm ² /AWG/kcmil	24-22	24-22
Nominal current I _N	5 A	5 A
Nominal voltage U _N	300 V	300 V

EAC

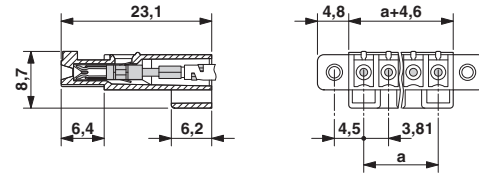
Drawings

Printed-circuit board connector - MCC 1/ 5-STZF-3,81 - 1852396

Diagram



Dimensional drawing



Type: MCC 1/...-ST-3,81 with MC 1,5/...-G-3,81; contact: MCC-MT 0,5 - 1,0