

Printed-circuit board connector - MSTBC 2,5/ 2-ST-5,08 GY - 1849341

Please be informed that the data shown in this PDF Document is generated from our Online Catalog. Please find the complete data in the user's documentation. Our General Terms of Use for Downloads are valid (<http://phoenixcontact.com/download>)


PCB connector, nominal current: 12 A, rated voltage (III/2): 320 V, number of positions: 2, pitch: 5.08 mm, connection method: Crimp connection, color: gray



The figure shows an 10-position version

Your advantages

- Inexpensive connection of large quantities of pre-assembled conductors



Key Commercial Data

Packing unit	50 pc
Minimum order quantity	50 pc
GTIN	
GTIN	4017918215552

Technical data

Item properties

Brief article description	Printed-circuit board connector
Plug-in system	CLASSIC COMBICON
Type of contact	Female connector
Range of articles	MSTBC 2,5/..-ST
Pitch	5.08 mm
Number of positions	2
Connection method	Crimp connection
Locking	without
Number of levels	1

Electrical parameters

Rated current	12 A
Rated insulation voltage (III/2)	320 V

Printed-circuit board connector - MSTBC 2,5/ 2-ST-5,08 GY - 1849341

Technical data

Electrical parameters

Rated surge voltage (III/2)	4 kV
-----------------------------	------

Connection capacity

Conductor cross section flexible	0.5 mm ² ... 2.5 mm ²
Conductor cross section AWG / kcmil	20 ... 14

Material data - contact

Note	WEEE/RoHS-compliant, free of whiskers according to IEC 60068-2-82/ JEDEC JESD 201
Contact material	Cu alloy
Metal surface terminal point (top layer)	Tin (Sn)
Metal surface contact area (top layer)	Tin (Sn)

Material data - housing

Insulating material	PA
Insulating material group	I
CTI according to IEC 60112	600
Flammability rating according to UL 94	V0
Glow wire flammability index GWFI according to EN 60695-2-12	850
Glow wire ignition temperature GWIT according to EN 60695-2-13	775
Temperature for the ball pressure test according to EN 60695-10-2	125 °C

Dimensions for the product

Length [l]	25 mm
Width [w]	10.12 mm
Height [h]	10 mm
Pitch	5.08 mm
Height (without solder pin)	10 mm
Dimension a	5.08 mm

Packaging information

Type of packaging	packed in cardboard
Pieces per package	50
Denomination packing units	Pcs.

Air clearances and creepage distances

Insulating material group	I
Voltage	320 V
Rated insulation voltage (III/3)	320 V
Rated insulation voltage (III/2)	320 V
Rated insulation voltage (II/2)	630 V
Rated surge voltage (III/3)	4 kV
Rated surge voltage (III/2)	4 kV
Rated surge voltage (II/2)	4 kV

Printed-circuit board connector - MSTBC 2,5/ 2-ST-5,08 GY - 1849341

Technical data

Standards and Regulations

Connection in acc. with standard	EN-VDE
	CSA

Environmental Product Compliance

China RoHS	Environmentally friendly use period: unlimited = EFUP-e
	No hazardous substances above threshold values

Approvals

Approvals

Approvals

CSA / UL Recognized / cUL Recognized / IECCE CB Scheme / VDE Gutachten mit Fertigungsüberwachung / EAC / cULus Recognized

Ex Approvals

Approval details

CSA		http://www.csagroup.org/services-industries/product-listing/	13631
Nominal voltage UN		300 V	
Nominal current IN		10 A	
mm ² /AWG/kcmil		20-14	


UL Recognized		http://database.ul.com/cgi-bin/XYV/template/LISEXT/1FRAME/index.htm	FILE E 60425
	D	B	
Nominal voltage UN	300 V	250 V	
Nominal current IN	10 A	10 A	
mm ² /AWG/kcmil	20-14	20-14	


cUL Recognized		http://database.ul.com/cgi-bin/XYV/template/LISEXT/1FRAME/index.htm	FILE E 60425
	D	B	
Nominal voltage UN	300 V	250 V	
Nominal current IN	10 A	10 A	

Printed-circuit board connector - MSTBC 2,5/ 2-ST-5,08 GY - 1849341


Approvals

	D	B
mm²/AWG/kcmil	20-14	20-14

IECEE CB Scheme		http://www.iecee.org/	DE1-58978-B1B2
Nominal voltage UN	250 V		
Nominal current IN	10 A		
mm²/AWG/kcmil	0.5-1		

VDE Gutachten mit Fertigungsüberwachung		http://www2.vde.com/de/Institut/Online-Service/ VDE-gepruefteProdukte/Seiten/Online-Suche.aspx	40004701
Nominal voltage UN	250 V		
Nominal current IN	10 A		
mm²/AWG/kcmil	0.5-1		

EAC		B.01742
-----	---	---------

cULus Recognized	
------------------	---

Phoenix Contact 2019 © - all rights reserved
<http://www.phoenixcontact.com>

PHOENIX CONTACT GmbH & Co. KG
 Flachsmarktstr. 8
 32825 Blomberg
 Germany
 Tel. +49 5235 300
 Fax +49 5235 3 41200
<http://www.phoenixcontact.com>