

Header - IMC 1,5/ 9-G-3,5 P20 THR - 1830485

Please be informed that the data shown in this PDF Document is generated from our Online Catalog. Please find the complete data in the user's documentation. Our General Terms of Use for Downloads are valid (<http://phoenixcontact.com/download>)

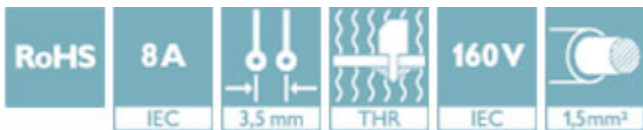
Header, nominal current: 8 A, rated voltage (III/2): 160 V, number of positions: 9, pitch: 3.5 mm, color: black, contact surface: Tin, mounting: THR soldering



The figure shows a 10-position version of the product

Why buy this product

- Designed for integration into the SMT soldering process
- Inverted header with socket contacts for touch-proof device outputs or PCB/PCB connections



Key Commercial Data

Packing unit	1 STK
GTIN	
GTIN	4046356886963
Weight per Piece (excluding packing)	3.600 g
Custom tariff number	85366930
Country of origin	Germany

Technical data

Dimensions

Length [l]	14.5 mm
Pitch	3.5 mm
Dimension a	28 mm
Width [w]	32.3 mm
Constructional height	6.3 mm
Height [h]	8.3 mm

Header - IMC 1,5/ 9-G-3,5 P20 THR - 1830485

Technical data

Dimensions

Length of the solder pin	2 mm
Pin dimensions	1,12 mm
Pin spacing	2.54 mm
Hole diameter	1.2 mm

General

Range of articles	IMC 1,5/...-G-THR
Insulating material group	IIIa
Rated surge voltage (III/3)	2.5 kV
Rated surge voltage (III/2)	2.5 kV
Rated surge voltage (II/2)	2.5 kV
Rated voltage (III/3)	160 V
Rated voltage (III/2)	160 V
Rated voltage (II/2)	320 V
Connection in acc. with standard	EN-VDE
Nominal current I_N	8 A
Maximum load current	8 A
Insulating material	LCP
Flammability rating according to UL 94	V0
Color	black
Number of positions	9

Standards and Regulations

Connection in acc. with standard	EN-VDE
	CUL
Flammability rating according to UL 94	V0

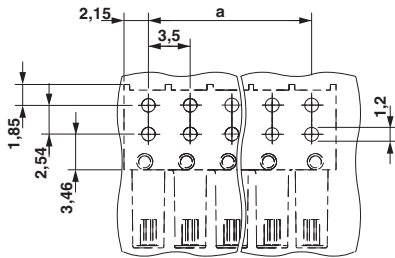
Environmental Product Compliance

China RoHS	Environmentally friendly use period: unlimited = EFUP-e
	No hazardous substances above threshold values

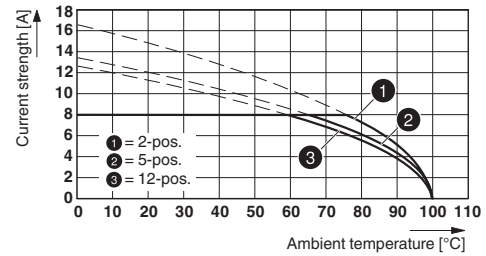
Drawings

Header - IMC 1,5/ 9-G-3,5 P20 THR - 1830485

Drilling diagram

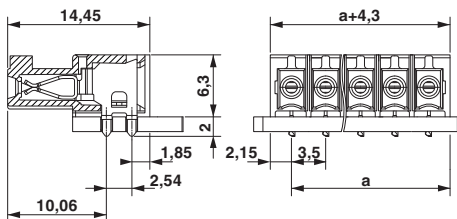


Diagram

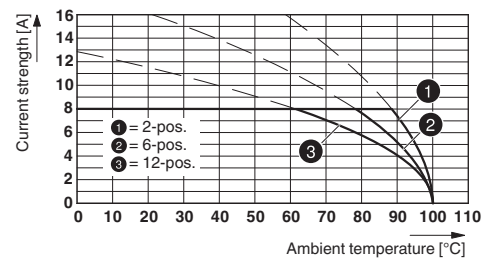


Type: IFMC 1,5/...-ST-3,5 with IMC 1,5/...-G-3,5 P20 THR

Dimensional drawing



Diagram



Type: IMC(V) 1,5/...-G-3,5 THR with MC(V) 1,5/...-G-3,5 THR

Classifications

eCl@ss

eCl@ss 4.0	272607xx
eCl@ss 4.1	27260701
eCl@ss 5.0	27260701
eCl@ss 5.1	27260701
eCl@ss 6.0	27260704
eCl@ss 7.0	27440402
eCl@ss 8.0	27440402
eCl@ss 9.0	27440402

ETIM

ETIM 4.0	EC002637
ETIM 5.0	EC002637
ETIM 6.0	EC002637

UNSPSC

UNSPSC 6.01	30211810
-------------	----------

Header - IMC 1,5/ 9-G-3,5 P20 THR - 1830485

Classifications

UNSPSC

UNSPSC 7.0901	39121409
UNSPSC 11	39121409
UNSPSC 12.01	39121409
UNSPSC 13.2	39121409

Approvals


Approvals


Approvals


cULus Recognized / VDE Gutachten mit Fertigungsüberwachung / IECCE CB Scheme / EAC

Ex Approvals

Approval details

cULus Recognized		http://database.ul.com/cgi-bin/XYV/template/LISEXT/1FRAME/index.htm	E60425-20110128
	B	D	
Nominal current IN	8 A	8 A	
Nominal voltage UN	300 V	300 V	

VDE Gutachten mit Fertigungsüberwachung		http://www.vde.com/en/Institute/OnlineService/VDE-approved-products/Pages/Online-Search.aspx	40011723
Nominal current IN	8 A		
Nominal voltage UN	160 V		

IECEE CB Scheme		http://www.iecee.org/	DE1-59621-B1B2
Nominal current IN	8 A		
Nominal voltage UN	160 V		

Header - IMC 1,5/ 9-G-3,5 P20 THR - 1830485

Approvals

EAC



B.01742