

## Base strip - MCD 1,5/ 8-GF-3,81 - 1830169

Please be informed that the data shown in this PDF Document is generated from our Online Catalog. Please find the complete data in the user's documentation. Our General Terms of Use for Downloads are valid (<http://phoenixcontact.com/download>)

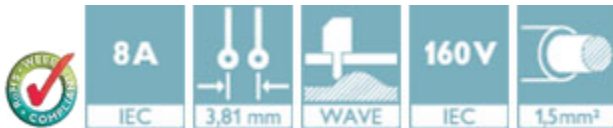


Header, Nominal current: 8 A, Rated voltage (III/2): 160 V, Number of positions: 8, Pitch: 3.81 mm, Color: green, Contact surface: Tin, Mounting: Wave soldering, In combination with MCV plug components, both an MCVW and an MCVR plug must be used.


The figure shows a 10-pos. version with 20 contacts

### Product Features

- Low-profile double-level pin strips with high contact density
- Plug-in direction parallel to the PCB



### Key Commercial Data

Packing unit	1 pc
GTIN	 4 017918 111298
Weight per Piece (excluding packing)	9.57 g
Custom tariff number	85366990
Country of origin	Germany

### Technical data

#### Dimensions

Length	21.9 mm
Pitch	3.81 mm
Dimension a	26.67 mm
Constructional height	23 mm
Length of the solder pin	3.5 mm
Pin dimensions	0,8 x 0,8 mm
Hole diameter	1.2 mm

## Base strip - MCD 1,5/ 8-GF-3,81 - 1830169

### Technical data

#### General

Range of articles	MCD 1,5/...GF
Insulating material group	I
Rated surge voltage (III/3)	2.5 kV
Rated surge voltage (III/2)	2.5 kV
Rated surge voltage (II/2)	2.5 kV
Rated voltage (III/3)	160 V
Rated voltage (III/2)	160 V
Rated voltage (II/2)	320 V
Connection in acc. with standard	EN-VDE
Nominal current $I_N$	8 A
Maximum load current	8 A
Insulating material	PA
Flammability rating according to UL 94	V0
Color	green
Number of positions	8

#### Standards and Regulations

Connection in acc. with standard	EN-VDE
	CSA
Flammability rating according to UL 94	V0

### Classifications

#### eCl@ss

eCl@ss 4.0	272607xx
eCl@ss 4.1	27260701
eCl@ss 5.0	27260701
eCl@ss 5.1	27260701
eCl@ss 6.0	27260704
eCl@ss 7.0	27440402
eCl@ss 8.0	27440402
eCl@ss 9.0	27440402

#### ETIM

ETIM 3.0	EC001121
ETIM 4.0	EC002637
ETIM 5.0	EC002637

# Base strip - MCD 1,5/ 8-GF-3,81 - 1830169

## Classifications

### UNSPSC

UNSPSC 6.01	30211810
UNSPSC 7.0901	39121409
UNSPSC 11	39121409
UNSPSC 12.01	39121409
UNSPSC 13.2	39121409

## Approvals

### Approvals


#### Approvals


CSA / VDE Gutachten mit Fertigungsüberwachung / cUL Recognized / IECCEB Scheme / CCA / EAC / cULus Recognized / EAC

#### Ex Approvals

#### Approvals submitted


## Approval details


CSA 		
	B	D
Nominal current IN	8 A	8 A
Nominal voltage UN	300 V	300 V

VDE Gutachten mit Fertigungsüberwachung 	
Nominal current IN	8 A
Nominal voltage UN	160 V

## Base strip - MCD 1,5/ 8-GF-3,81 - 1830169

### Approvals

cUL Recognized 		
	B	D
Nominal current IN	8 A	8 A
Nominal voltage UN	300 V	300 V

IECEE CB Scheme 	
Nominal current IN	8 A
Nominal voltage UN	160 V

CCA	
Nominal current IN	8 A
Nominal voltage UN	160 V

EAC
-----

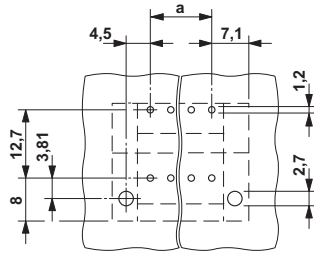
cULus Recognized		
	B	D
Nominal current IN	8 A	8 A
Nominal voltage UN	300 V	300 V

EAC
-----

### Drawings

# Base strip - MCD 1,5/ 8-GF-3,81 - 1830169

Drilling diagram



Dimensional drawing

