

Base strip - GIC 2,5/ 6-G-7,62 - 1828715

Please be informed that the data shown in this PDF Document is generated from our Online Catalog. Please find the complete data in the user's documentation. Our General Terms of Use for Downloads are valid (<http://phoenixcontact.com/download>)

Header, Nominal current: 12 A, Rated voltage (III/2): 630 V, Number of positions: 6, Pitch: 7.62 mm, Color: green, Contact surface: Tin, Mounting: Wave soldering



The figure shows a 10-position version of the product

Product Features

- Combination with GMSTB 2,5 headers for primary/secondary/PCB connection
- Pairs of guide rails can be used as a 90° board-to-board connection
- Use in shock-proof applications up to 630 V (III/2)
- Clear separation of PCB inputs/outputs



Key Commercial Data

Packing unit	1 pc
Minimum order quantity	50 pc
Weight per Piece (excluding packing)	8.2 g
Custom tariff number	85366990
Country of origin	Germany

Technical data

Dimensions

Length	19 mm
Pitch	7.62 mm
Dimension a	38.1 mm
Constructional height	11 mm
Length of the solder pin	3.5 mm
Pin dimensions	1,2 x 0,5
Hole diameter	1.4 mm

Base strip - GIC 2,5/ 6-G-7,62 - 1828715

Technical data

General

Range of articles	GIC 2,5/..-G
Insulating material group	I
Rated surge voltage (III/3)	6 kV
Rated surge voltage (III/2)	6 kV
Rated surge voltage (II/2)	6 kV
Rated voltage (III/3)	500 V
Rated voltage (III/2)	630 V
Rated voltage (II/2)	1000 V
Connection in acc. with standard	EN-VDE
Nominal current I _N	12 A
Maximum load current	12 A
Insulating material	PA
Flammability rating according to UL 94	V0
Color	green
Number of positions	6

Standards and Regulations

Connection in acc. with standard	EN-VDE
	CSA
Flammability rating according to UL 94	V0

Classifications

eCl@ss

eCl@ss 4.0	272607xx
eCl@ss 4.1	27260701
eCl@ss 5.0	27260701
eCl@ss 5.1	27260701
eCl@ss 6.0	27260704
eCl@ss 7.0	27440402
eCl@ss 8.0	27440402
eCl@ss 9.0	27440402

ETIM

ETIM 3.0	EC001121
ETIM 4.0	EC002637
ETIM 5.0	EC002637

Base strip - GIC 2,5/ 6-G-7,62 - 1828715

Classifications

UNSPSC

UNSPSC 6.01	30211810
UNSPSC 7.0901	39121409
UNSPSC 11	39121409
UNSPSC 12.01	39121409
UNSPSC 13.2	39121409

Approvals

Approvals


Approvals


CSA / UL Recognized / VDE Gutachten mit Fertigungsüberwachung / cUL Recognized / IECCE CB Scheme / EAC / cULus Recognized

Ex Approvals

Approvals submitted

Approval details

CSA 			
	B	D	
	Nominal current IN	10 A	10 A
	Nominal voltage UN	300 V	300 V

UL Recognized 			
	B	D	
	Nominal current IN	12 A	10 A
	Nominal voltage UN	250 V	300 V

Base strip - GIC 2,5/ 6-G-7,62 - 1828715

Approvals

VDE Gutachten mit Fertigungsüberwachung

Nominal current I_N	12 A
Nominal voltage U_N	400 V

cUL Recognized

	B	D
Nominal current I_N	12 A	10 A
Nominal voltage U_N	250 V	300 V

IECEE CB Scheme

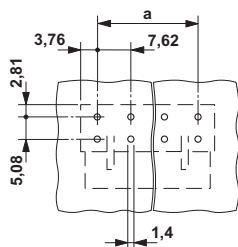
Nominal current I_N	12 A
Nominal voltage U_N	400 V

EAC

cULus Recognized

Drawings

Drilling diagram



Dimensional drawing

