

Base strip - IC 2,5/ 8-GF-5,08 - 1825187

Please be informed that the data shown in this PDF Document is generated from our Online Catalog. Please find the complete data in the user's documentation. Our General Terms of Use for Downloads are valid (<http://phoenixcontact.com/download>)

Header, Nominal current: 12 A, Rated voltage (III/2): 320 V, Number of positions: 8, Pitch: 5.08 mm, Color: green, Contact surface: Tin, Mounting: Wave soldering



The figure shows a 10-position version of the product

Product Features

- Pairs of guide rails can be used as a 90° board-to-board connection
- Combination with MSTB 2,5 headers for primary/secondary/PCB connection
- Use in shock-proof applications
- Clear separation of PCB inputs/outputs



Key Commercial Data

Packing unit	1 pc
GTIN	 4 017918 049447
Weight per Piece (excluding packing)	9.3 g
Custom tariff number	85366990
Country of origin	Germany

Technical data

Dimensions

Length	19 mm
Pitch	5.08 mm
Dimension a	35.56 mm
Constructional height	11 mm
Length of the solder pin	3.5 mm

Base strip - IC 2,5/ 8-GF-5,08 - 1825187

Technical data

Dimensions

Pin dimensions	1,2 x 0,5
Hole diameter	1.4 mm

General

Range of articles	IC 2,5/..-GF
Insulating material group	I
Rated surge voltage (III/3)	4 kV
Rated surge voltage (III/2)	4 kV
Rated surge voltage (II/2)	4 kV
Rated voltage (III/3)	320 V
Rated voltage (III/2)	320 V
Rated voltage (II/2)	630 V
Connection in acc. with standard	EN-VDE
Nominal current I _N	12 A
Maximum load current	12 A
Insulating material	PA
Flammability rating according to UL 94	V0
Color	green
Number of positions	8

Standards and Regulations

Connection in acc. with standard	EN-VDE
	CSA
Flammability rating according to UL 94	V0

Classifications

eCl@ss

eCl@ss 4.0	272607xx
eCl@ss 4.1	27260701
eCl@ss 5.0	27260701
eCl@ss 5.1	27260701
eCl@ss 6.0	27260704
eCl@ss 7.0	27440402
eCl@ss 8.0	27440402
eCl@ss 9.0	27440402

Base strip - IC 2,5/ 8-GF-5,08 - 1825187

Classifications

ETIM

ETIM 3.0	EC001121
ETIM 4.0	EC002637
ETIM 5.0	EC002637

UNSPSC

UNSPSC 6.01	30211810
UNSPSC 7.0901	39121409
UNSPSC 11	39121409
UNSPSC 12.01	39121409
UNSPSC 13.2	39121409

Approvals

Approvals

Approvals

CSA / UL Recognized / VDE Gutachten mit Fertigungsüberwachung / cUL Recognized / IECCE CB Scheme / EAC / EAC / cULus Recognized

Ex Approvals

Approvals submitted

Approval details


CSA		
	B	D
Nominal current IN	10 A	10 A
Nominal voltage UN	300 V	300 V

UL Recognized		
	B	D
Nominal current IN	12 A	10 A


Base strip - IC 2,5/ 8-GF-5,08 - 1825187

Approvals


	B	D
Nominal voltage UN	250 V	300 V

VDE Gutachten mit Fertigungsüberwachung 

Nominal current IN	12 A
Nominal voltage UN	250 V

cUL Recognized 


	B	D
Nominal current IN	12 A	10 A
Nominal voltage UN	250 V	300 V

IECEE CB Scheme 

Nominal current IN	12 A
Nominal voltage UN	250 V

EAC

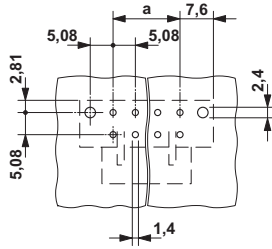
EAC

cULus Recognized 

Drawings

Base strip - IC 2,5/ 8-GF-5,08 - 1825187

Drilling diagram



Dimensional drawing

