

## PCB terminal block - SPT-SMD 1,5/11-H-5,0 R88 - 1824831

Please be informed that the data shown in this PDF Document is generated from our Online Catalog. Please find the complete data in the user's documentation. Our General Terms of Use for Downloads are valid (<http://phoenixcontact.com/download>)

PCB terminal block, nominal current: 13.5 A, pitch: 5 mm, number of positions: 11, connection method: Push-in spring connection, mounting: SMD soldering, conductor/PCB connection direction: 0 °, color: black. Sample values available under SAMPLE SPT...



The figure shows the 10-position version

### Your advantages

- ✓ Time saving push-in connection, tools not required
- ✓ Defined contact force ensures that contact remains stable over the long term
- ✓ Intuitive use through colour coded actuation lever
- ✓ Designed for integration into the SMT soldering process
- ✓ Quick and convenient testing using integrated test option
- ✓ Operation and conductor connection from one direction enable integration into front of device
- ✓ Anti-rotation pins reduce the mechanical strain on the soldering spots



### Key Commercial Data

Packing unit	1 pc
Minimum order quantity	300 pc
GTIN	 4 046356 817035
GTIN	4046356817035
Weight per Piece (excluding packing)	8.066 g
Custom tariff number	85369010
Country of origin	Poland

### Technical data

#### Dimensions

Length [ l ]	13.6 mm
--------------	---------

# PCB terminal block - SPT-SMD 1,5/11-H-5,0 R88 - 1824831

## Technical data

### Dimensions

Pitch	5 mm
Dimension a	50 mm
Width [ w ]	54 mm
Height	7.7 mm
Height [ h ]	7.7 mm
Pin spacing	7 mm
Hole diameter	1.1 mm

### General

Range of articles	SPT 1,5/..-H-SMD
Insulating material group	IIIa
Rated surge voltage (III/3)	4 kV
Rated surge voltage (III/2)	4 kV
Rated surge voltage (II/2)	4 kV
Rated voltage (III/3)	250 V
Rated voltage (III/2)	320 V
Rated voltage (II/2)	500 V
Connection in acc. with standard	EN-VDE
Nominal current I <sub>N</sub>	13.5 A
Nominal cross section	1.5 mm <sup>2</sup>
Insulating material	LCP
Flammability rating according to UL 94	V0
Stripping length	8 mm
Number of positions	11

### Connection data

Conductor cross section solid min.	0.2 mm <sup>2</sup>
Conductor cross section solid max.	1.5 mm <sup>2</sup>
Conductor cross section flexible min.	0.2 mm <sup>2</sup>
Conductor cross section flexible max.	1.5 mm <sup>2</sup>
Conductor cross section flexible, with ferrule without plastic sleeve min.	0.2 mm <sup>2</sup>
Conductor cross section flexible, with ferrule without plastic sleeve max.	1.5 mm <sup>2</sup>
Conductor cross section flexible, with ferrule with plastic sleeve min.	0.2 mm <sup>2</sup>
Conductor cross section flexible, with ferrule with plastic sleeve max.	0.75 mm <sup>2</sup>
Conductor cross section AWG min.	24
Conductor cross section AWG max.	16

### Standards and Regulations

Connection in acc. with standard	EN-VDE
----------------------------------	--------

# PCB terminal block - SPT-SMD 1,5/11-H-5,0 R88 - 1824831

## Technical data

### Standards and Regulations

Flammability rating according to UL 94	V0
--	----

### Environmental Product Compliance

China RoHS	Environmentally friendly use period: unlimited = EFUP-e
	No hazardous substances above threshold values

## Classifications

### eCl@ss

eCl@ss 4.1	27141100
eCl@ss 5.1	27261100
eCl@ss 6.0	27261100
eCl@ss 7.0	27440401
eCl@ss 8.0	27440401
eCl@ss 9.0	27440401

### ETIM

ETIM 3.0	EC001121
ETIM 4.0	EC002643
ETIM 5.0	EC002643
ETIM 6.0	EC002643
ETIM 7.0	EC002643

### UNSPSC

UNSPSC 6.01	30211801
UNSPSC 7.0901	39121432
UNSPSC 11	39121432
UNSPSC 12.01	39121432
UNSPSC 13.2	39121432

## Approvals

### Approvals

---

#### Approvals

IECEE CB Scheme / VDE Zeichengenehmigung / EAC / cULus Recognized


---


# PCB terminal block - SPT-SMD 1,5/11-H-5,0 R88 - 1824831


## Approvals


Ex Approvals

### Approval details

IECEE CB Scheme		<a href="http://www.iecee.org/">http://www.iecee.org/</a>	DE1-60621
Nominal voltage UN		320 V	
Nominal current IN		13.5 A	
mm <sup>2</sup> /AWG/kcmil		0.2-1.5	

VDE Zeichengenehmigung		<a href="http://www2.vde.com/de/Institut/Online-Service/VDE-gepruefteProdukte/Seiten/Online-Suche.aspx">http://www2.vde.com/de/Institut/Online-Service/VDE-gepruefteProdukte/Seiten/Online-Suche.aspx</a>	40046113
Nominal voltage UN		320 V	
Nominal current IN		13.5 A	
mm <sup>2</sup> /AWG/kcmil		0.2-1.5	

EAC			B.01742
-----	---	--	---------

cULus Recognized		<a href="http://database.ul.com/cgi-bin/XYV/template/LISEXT/1FRAME/index.htm">http://database.ul.com/cgi-bin/XYV/template/LISEXT/1FRAME/index.htm</a>	E60425-20061129
	B	D	
Nominal voltage UN	300 V	300 V	
Nominal current IN	10 A	10 A	
mm <sup>2</sup> /AWG/kcmil	24-16	24-16	

## Accessories

Accessories

Cable end sleeve

## PCB terminal block - SPT-SMD 1,5/11-H-5,0 R88 - 1824831

### Accessories

Ferrule - A 0,5 - 8 - 3202481



Ferrule, length: 8 mm, color: silver

---

Ferrule - A 0,75- 8 - 3202504



Ferrule, length: 8 mm, color: silver

---

Ferrule - A 1 - 8 - 3202517



Ferrule, length: 8 mm, color: silver

---

Ferrule - AI 0,25- 8 YE - 3203037



Ferrule, sleeve length: 8 mm, length: 12.5 mm, color: yellow

---

Ferrule - AI 0,5 - 8 WH - 3200014



Ferrule, sleeve length: 8 mm, length: 14 mm, color: white

---

## PCB terminal block - SPT-SMD 1,5/11-H-5,0 R88 - 1824831

### Accessories

Ferrule - AI 0,5 - 8 WH -1000 - 3200881



Ferrule, sleeve length: 8 mm, length: 14 mm, color: white

---

Ferrule - AI 0,75- 8 GY - 3200519



Ferrule, sleeve length: 8 mm, length: 14 mm, color: gray

---

Ferrule - AI 0,75- 8 GY -1000 - 3200894



Ferrule, sleeve length: 8 mm, length: 14 mm, color: gray

---

### Crimping tool

Crimping pliers - CRIMPFOX 6 - 1212034



Crimping pliers, for ferrules without insulating collar according to DIN 46228 Part 1 and ferrules with insulating collar according to DIN 46228 Part 4, 0.25 mm<sup>2</sup> ... 6.0 mm<sup>2</sup>, lateral entry, trapezoidal crimp

---

### Printed circuit board terminal

Sample set - SAMPLE SPT-SMD 1,5/11-H-5,0 - 1838827



PCB terminal block, nominal current: 13.5 A, pitch: 5 mm, number of positions: 11, connection method: Push-in spring connection, mounting: SMD soldering, conductor/PCB connection direction: 0 °, color: black. SAMPLE set with 5 items in belt section. When used as part of soldering process, please use items without SAMPLE marking

## PCB terminal block - SPT-SMD 1,5/11-H-5,0 R88 - 1824831

### Accessories

---

#### Screwdriver tools

Screwdriver - SZS 0,4X2,5 VDE - 1205037



Screwdriver, slot-headed, VDE insulated, size: 0.4 x 2.5 x 80 mm, 2-component grip, with non-slip grip

---

---