

PCB terminal block - SPT-SMD 1,5/ 2-V-5,08 R24 - 1824417

Please be informed that the data shown in this PDF Document is generated from our Online Catalog. Please find the complete data in the user's documentation. Our General Terms of Use for Downloads are valid (<http://phoenixcontact.com/download>)

PCB terminal block, nominal current: 13.5 A, nom. voltage: 320 V, pitch: 5.08 mm, number of positions: 2, connection method: Push-in spring connection, mounting: SMD soldering, conductor/PCB connection direction: 90 °, color: black. Sample values available under SAMPLE SPT...



The figure shows the 10-position version

Why buy this product

- ✓ Time saving push-in connection, tools not required
- ✓ Defined contact force ensures that contact remains stable over the long term
- ✓ Intuitive use through colour coded actuation lever
- ✓ Designed for integration into the SMT soldering process
- ✓ Operation and conductor connection from one direction enable integration into front of device
- ✓ Quick and convenient testing using integrated test option
- ✓ Two soldering spots per position reduce the mechanical strain on the soldering spots



Key Commercial Data

| | |
|--------------------------------------|---------------|
| Packing unit | 1 STK |
| Minimum order quantity | 200 STK |
| GTIN | |
| GTIN | 4046356816519 |
| Weight per Piece (excluding packing) | 3.100 g |
| Custom tariff number | 85369010 |
| Country of origin | Germany |

Technical data

Dimensions

| | |
|--------------|--------|
| Length [l] | 7.7 mm |
|--------------|--------|

PCB terminal block - SPT-SMD 1,5/ 2-V-5,08 R24 - 1824417

Technical data

Dimensions

| | |
|-----------------------|--------------|
| Pitch | 5.08 mm |
| Dimension a | 5.08 mm |
| Width [w] | 9.08 mm |
| Constructional height | 13.6 mm |
| Height [h] | 13.6 mm |
| Pin dimensions | 0,7 x 0,3 mm |
| Pin spacing | 7 mm |
| Hole diameter | 1.1 mm |

General

| | |
|--|---------------------|
| Range of articles | SPT 1,5/...-V-SMD |
| Insulating material group | IIIa |
| Rated surge voltage (III/3) | 4 kV |
| Rated surge voltage (III/2) | 4 kV |
| Rated surge voltage (II/2) | 4 kV |
| Rated voltage (III/3) | 250 V |
| Rated voltage (III/2) | 320 V |
| Rated voltage (II/2) | 500 V |
| Connection in acc. with standard | EN-VDE |
| Nominal current I_N | 13.5 A |
| Nominal cross section | 1.5 mm ² |
| Insulating material | LCP |
| Solder pin surface | Sn |
| Flammability rating according to UL 94 | V0 |
| Stripping length | 8 mm |
| Number of positions | 2 |

Connection data

| | |
|--|----------------------|
| Conductor cross section solid min. | 0.2 mm ² |
| Conductor cross section solid max. | 1.5 mm ² |
| Conductor cross section flexible min. | 0.2 mm ² |
| Conductor cross section flexible max. | 1.5 mm ² |
| Conductor cross section flexible, with ferrule without plastic sleeve min. | 0.2 mm ² |
| Conductor cross section flexible, with ferrule without plastic sleeve max. | 1.5 mm ² |
| Conductor cross section flexible, with ferrule with plastic sleeve min. | 0.2 mm ² |
| Conductor cross section flexible, with ferrule with plastic sleeve max. | 0.75 mm ² |
| Conductor cross section AWG min. | 24 |
| Conductor cross section AWG max. | 16 |

PCB terminal block - SPT-SMD 1,5/ 2-V-5,08 R24 - 1824417

Technical data

Standards and Regulations

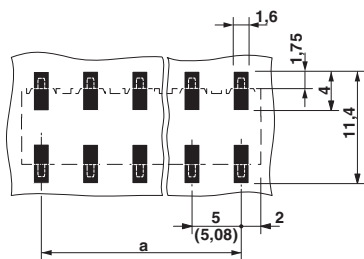
| | |
|--|--------|
| Connection in acc. with standard | EN-VDE |
| Flammability rating according to UL 94 | V0 |

Environmental Product Compliance

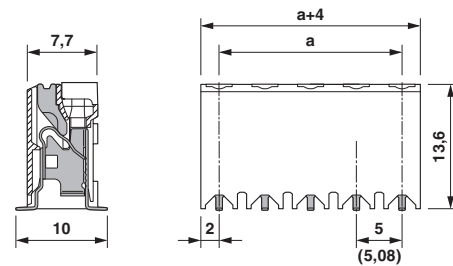
| | |
|------------|---|
| China RoHS | Environmentally friendly use period: unlimited = EFUP-e |
| | No hazardous substances above threshold values |

Drawings

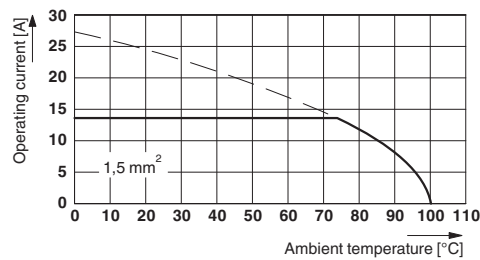
Drilling diagram



Dimensional drawing



Diagram



Type: SPT-SMD 1,5/...-V-5,0(5,08) R..
 Tested in accordance with DIN EN 60512-5-2:2003-01
 Reduction factor = 1
 Number of positions: 5

Classifications

eCl@ss

| | |
|------------|----------|
| eCl@ss 4.0 | 27141111 |
| eCl@ss 4.1 | 27141109 |
| eCl@ss 5.0 | 27141190 |
| eCl@ss 5.1 | 27141190 |

PCB terminal block - SPT-SMD 1,5/ 2-V-5,08 R24 - 1824417

Classifications

eCl@ss

| | |
|------------|----------|
| eCl@ss 6.0 | 27261101 |
| eCl@ss 7.0 | 27440401 |
| eCl@ss 8.0 | 27440401 |
| eCl@ss 9.0 | 27440401 |

ETIM

| | |
|----------|----------|
| ETIM 3.0 | EC001121 |
| ETIM 4.0 | EC002643 |
| ETIM 5.0 | EC002643 |
| ETIM 6.0 | EC002643 |

UNSPSC

| | |
|---------------|----------|
| UNSPSC 6.01 | 30211801 |
| UNSPSC 7.0901 | 39121432 |
| UNSPSC 11 | 39121432 |
| UNSPSC 12.01 | 39121432 |
| UNSPSC 13.2 | 39121432 |

Approvals

Approvals

Approvals

EAC / VDE approval of drawings / cULus Recognized / IECCE CB Scheme


Ex Approvals


Approval details


| | | |
|-----|---|---------|
| EAC |  | B.01742 |
|-----|---|---------|

PCB terminal block - SPT-SMD 1,5/ 2-V-5,08 R24 - 1824417

Approvals

| | | | |
|--------------------------------|---|---|----------|
| VDE approval of drawings |  | http://www.vde.com/en/Institute/OnlineService/VDE-approved-products/Pages/Online-Search.aspx | 40046113 |
| mm ² /AWG/kcmil | 0.2-1.5 | | |
| Nominal current I _N | 13.5 A | | |
| Nominal voltage U _N | 320 V | | |

| | | | |
|--------------------------------|---|---|-----------------|
| cULus Recognized |  | http://database.ul.com/cgi-bin/XYV/template/LISEXT/1FRAME/index.htm | E60425-20061129 |
| | B | D | |
| mm ² /AWG/kcmil | 24-16 | 24-16 | |
| Nominal current I _N | 10 A | 10 A | |
| Nominal voltage U _N | 300 V | 300 V | |

| | | | |
|--------------------------------|---|---|-----------|
| IECEE CB Scheme |  | http://www.iecee.org/ | DE1-59311 |
| mm ² /AWG/kcmil | 0.2-1.5 | | |
| Nominal current I _N | 13.5 A | | |
| Nominal voltage U _N | 320 V | | |

Accessories

Accessories

Connector

Ferrule - A 0,5 - 8 - 3202481



Ferrule, sleeve length: 8 mm, length: 8 mm, color: silver

PCB terminal block - SPT-SMD 1,5/ 2-V-5,08 R24 - 1824417

Accessories

Ferrule - A 0,75- 8 - 3202504



Ferrule, sleeve length: 8 mm, length: 8 mm, color: silver

Ferrule - A 1 - 8 - 3202517



Ferrule, sleeve length: 8 mm, length: 8 mm, color: silver

Ferrule - AI 0,25- 8 YE - 3203037



Ferrule, sleeve length: 8 mm, length: 12.5 mm, color: yellow

Ferrule - AI 0,5 - 8 WH - 3200014



Ferrule, sleeve length: 8 mm, length: 14 mm, color: white

Ferrule - AI 0,5 - 8 WH -1000 - 3200881



Ferrule, sleeve length: 8 mm, length: 14 mm, color: white

PCB terminal block - SPT-SMD 1,5/ 2-V-5,08 R24 - 1824417

Accessories

Ferrule - AI 0,75- 8 GY - 3200519



Ferrule, sleeve length: 8 mm, length: 14 mm, color: gray

Ferrule - AI 0,75- 8 GY -1000 - 3200894



Ferrule, sleeve length: 8 mm, length: 14 mm, color: gray

Crimping tool

Crimping pliers - CRIMPFOX 6 - 1212034



Crimping pliers, for ferrules without insulating collar according to DIN 46228 Part 1 and ferrules with insulating collar according to DIN 46228 Part 4, 0.25 mm² ... 6.0 mm², lateral entry, trapezoidal crimp

Printed circuit board terminal

Sample set - SAMPLE SPT-SMD 1,5/ 2-V-5,08 - 1843566



PCB terminal block, nominal current: 13.5 A, nom. voltage: 320 V, pitch: 5.08 mm, number of positions: 2, connection method: Push-in spring connection, mounting: SMD soldering, conductor/PCB connection direction: 90 °, color: black

Screwdriver tools

PCB terminal block - SPT-SMD 1,5/ 2-V-5,08 R24 - 1824417

Accessories

Screwdriver - SZS 0,4X2,5 VDE - 1205037



Screwdriver, slot-headed, VDE insulated, size: 0.4 x 2.5 x 80 mm, 2-component grip, with non-slip grip

Phoenix Contact 2018 © - all rights reserved
<http://www.phoenixcontact.com>