

Printed-circuit board connector - MC 1,5/ 3-GF-3,5-LR - 1817628

Please be informed that the data shown in this PDF Document is generated from our Online Catalog. Please find the complete data in the user's documentation. Our General Terms of Use for Downloads are valid (<http://phoenixcontact.com/download>)

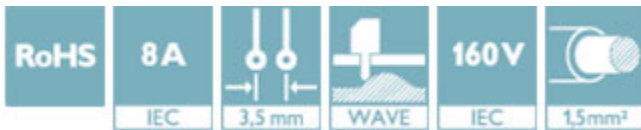
Header, Nominal current: 8 A, Rated voltage (III/2): 160 V, Number of positions: 3, Pitch: 3.5 mm, Color: green, Contact surface: Tin, Mounting: Wave soldering




The figure shows a 10-position version of the product

Why buy this product

- ✓ Well-known mounting principle allows worldwide use
- ✓ Screwable flange for superior mechanical stability
- ✓ Automatic locking and intuitive release through Lock and Release operating lever in contrasting color
- ✓ Maximum flexibility when it comes to device design – one header for connectors with different connection technologies



Key Commercial Data

Packing unit	1 STK
Minimum order quantity	50 STK
GTIN	 4 046356 754057
GTIN	4046356754057
Weight per Piece (excluding packing)	2.000 g
Custom tariff number	85366930
Country of origin	Germany

Technical data

Dimensions

Length	9.2 mm
Pitch	3.5 mm
Dimension a	7.00 mm
Width	20.80 mm

Printed-circuit board connector - MC 1,5/ 3-GF-3,5-LR - 1817628

Technical data

Dimensions

Constructional height	7.25 mm
Height	10.65 mm
Length of the solder pin	3.4 mm
Pin dimensions	0,8 x 0,8
Hole diameter	1.2 mm

General

Range of articles	MC 1,5/...-GF-LR
Insulating material group	IIIa
Rated surge voltage (III/3)	2.5 kV
Rated surge voltage (III/2)	2.5 kV
Rated surge voltage (II/2)	2.5 kV
Rated voltage (III/3)	160 V
Rated voltage (III/2)	160 V
Rated voltage (II/2)	250 V
Connection in acc. with standard	EN-VDE
Nominal current I_N	8 A
Maximum load current	8 A
Insulating material	PBT
Flammability rating according to UL 94	V0
Color	green
Number of positions	3

Standards and Regulations

Connection in acc. with standard	EN-VDE
	CUL
Flammability rating according to UL 94	V0

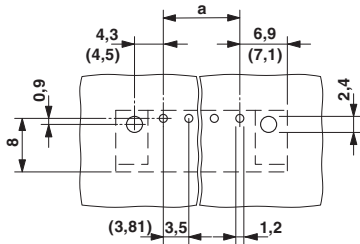
Environmental Product Compliance

China RoHS	Environmentally Friendly Use Period = 50
	For details about hazardous substances go to tab "Downloads", Category "Manufacturer's declaration"

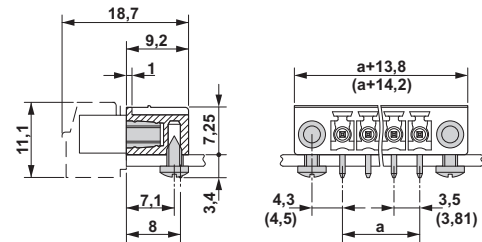
Drawings

Printed-circuit board connector - MC 1,5/ 3-GF-3,5-LR - 1817628

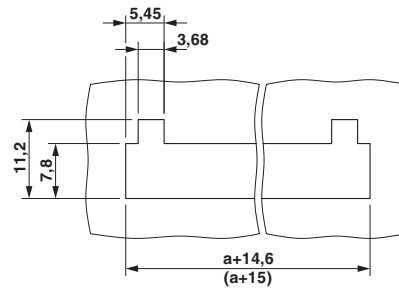
Drilling diagram



Dimensional drawing



Dimensional drawing



Approvals

Approvals

Approvals

cULus Recognized / VDE Gutachten mit Fertigungsüberwachung / IECCE CB Scheme / EAC


Ex Approvals


Approval details


cULus Recognized		http://database.ul.com/cgi-bin/XYV/template/LISEXT/1FRAME/index.htm	E60425-20110128
	B	D	
Nominal current I _N	8 A	8 A	
Nominal voltage U _N	300 V	300 V	

Printed-circuit board connector - MC 1,5/ 3-GF-3,5-LR - 1817628

Approvals

VDE Gutachten mit Fertigungsüberwachung		http://www.vde.com/en/Institute/OnlineService/ VDE-approved-products/Pages/Online-Search.aspx	40011723
Nominal current IN	8 A		
Nominal voltage UN	160 V		

IECEE CB Scheme		http://www.iecee.org/	DE1-58415-B1B2
Nominal current IN	8 A		
Nominal voltage UN	160 V		

EAC			B.01742
-----	--	--	---------